

Nevada County Consolidated Fire District

640 Coyote Street
Nevada City, CA 95959
(530) 265-4431
FAX 265-4438



www.nccfire.com
nccfire@nccfire.com

BOARD OF DIRECTORS

Keith Grueneberg, President
Patricia Nelson, Vice President
Barry Dorland
Tom Carrington
Spencer Garrett
Jon Hall
Marianne Slade-Troutman

STAFF

Jim Turner, Fire Chief
Pat Sullivan, Division Chief
Patrick Mason, Fire Marshal
Kevin Greene, Fleet and Facilities Supervisor
Nicole Long, Administrative Services Manager
Kaitlin Purvis, Finance Administrative Assistant
Tricia Bush, Administrative Services Assistant

BOARD OF DIRECTORS REGULAR MEETING AGENDA THURSDAY, SEPTEMBER 15, 2022– 7:00 PM

NEVADA COUNTY CONSOLIDATED FIRE DISTRICT, 11329 MCCOURTNEY ROAD, GRASS VALLEY, CA 95949

◆————◆

Pursuant to Governor Gavin Newsom’s Executive Order pertaining to the convening of public meetings in response to the COVID-19 pandemic, the Nevada County Consolidated Fire District will hold its regularly scheduled meeting. This meeting is open to in-person attendance. To remain in compliance with the state public health guidance, face coverings are strongly recommended to be worn by all individuals while indoors. The Public’s and Employee’s health and well-being are the top priority for the Board of Directors of the Nevada County Consolidated Fire District, and you are urged to take all the appropriate health safety precautions.

Tricia Bush, Board Secretary
(530)265-4431
triciabush@nccfire.com

The Board of Directors welcomes you to its meetings and your participation is encouraged and appreciated. Any Member of the Audience desiring to address the Board on a matter appearing on the Agenda, before or during consideration of the item, may do so after receiving recognition from the presiding officer. In order that all interested parties have an opportunity to speak, please limit your comments to the specific item under discussion. For further rules on public comment and other matters, please see the last page of this agenda.

NOTICE

If requested, this agenda can be made available in appropriate alternative formats to persons with a disability, as required by Section 202 of the Americans with Disabilities Act of 1990 and the Federal Rules and Regulations adopted in implementation thereof. Persons seeking an alternative format should contact the Clerk of the Board for further information.

All items posted on the agenda, including under correspondence, may be acted upon by the Board of Directors. However, matters under committee reports and department manager's reports may be briefly addressed by the Board or Staff, but no action or discussion shall be undertaken on any item not appearing on the posted agenda. (GC 54954.2)

The Board of Directors may hold a Closed Session as the agenda schedule permits.

STANDING ORDERS:



- 7:00 p.m. Call to Order
- Roll Call
- Pledge of Allegiance to the Flag
- Corrections and/or deletions to the agenda

***PUBLIC COMMENT FOR ITEMS NOT ON THE AGENDA**

Per CA Government Code 54954.3

This is the time for any member of the public to address the Board on any item not on this Agenda that is within the subject matter jurisdiction of the NCCFD Board. Please wait for recognition from the presiding officer. The Board generally cannot act on or discuss an item not on the agenda. However, the Board may "briefly respond" to comments or questions from the members of the public. Please see the rules for public comment at the end of this agenda.

CONSENT CALENDAR

These items are considered to be routine and may be enacted by one motion by the Board of Directors. There will be no separate discussion of these items. If discussion is desired, any board or staff member or interested party may request that an item be removed from the Consent Calendar to be considered separately.

1. Acceptance of Minutes – August 18, 2022
2. Acceptance of Special Meeting Minutes- August 31, 2022
3. Fund Balances, Check History Report and Credit Card History Report

COMMITTEE REPORTS

STANDING COMMITTEES

FINANCE/BUDGET: Hall, Slade-Troutman
PERSONNEL: Carrington, Garrett, Nelson

AD HOC COMMITTEES

BOARD POLICY AND PROCEDURES: Grueneberg
CONSOLIDATION: Grueneberg, Dorland, Carrington

LOCAL AGENCY ASSIGNMENTS

NEVADA COUNTY FIRE AGENCY (JPA): Garrett, Turner

OLD BUSINESS

4. Discussion and possible action, Amended Senate Bill 1205 Annual Inspection Compliance Report 2021/2022. Fire Marshal Mason
5. Discussion and possible action, Resolution R22-29, 2022/2023 Corrected Fiscal Year District Wage and Compensation Schedule. Admin. Services Long

NEW BUSINESS

6. Discussion and possible action, Resolution R22-30, Fee Schedule for Prevention, Regulatory Programs, Incidents and Other Services. Fire Chief Turner
7. Discussion and possible action, Resolution R22-31, AB 1600 Mitigation Fee Adjustment Admin. Services Long
8. Discussion and possible action, Resolution R22-32, Approval of Medical Benefit Plans with Various Providers for the Period of December 1, 2022 to November 30, 2023. Admin Services Long

9. Public Hearing regarding the Fiscal Year 2022/2023 Final Budget with discussion and possible action concerning:
- Resolution R22-33, A Resolution Establishing the Final Budget for the Fiscal Year 2022/2023 for the Nevada County Consolidated Fire District. Fire Chief Turner

CHIEF'S MONTHLY REPORT

***BOARD DISCUSSION**

***PUBLIC COMMENT ON CLOSED SESSION ITEMS:**

Per CA Government Code 54954.3


While members of the public are not allowed in Closed Sessions, they do have the right to comment on the Closed Session item before the Board goes into Closed Session. And, if the Board will be taking action on the item out of Closed Session, then the public also has the right to comment during the Report Out of Closed Session when consideration of the action to be taken. Any member of the public who wishes to comment may do so after receiving recognition from the Chairman.

CLOSED SESSION

10. Possible Adoption of Contract for New Fire Chief. President Grueneberg
Pursuant to CA Government Code Section 54957

REPORT OUT OF CLOSED SESSION

ADJOURNMENT



Board Meeting Schedule

All Regular Board Meetings will take place on the third Thursday of the month.

Copies

Copies of the agenda documents relative to an agenda item may be obtained at the Administrative Office, 640 Coyote Street, Nevada City, CA 95959, at a cost of \$1.00 dollar per page.

Board Meeting Notices

This Regular Meeting Agenda was posted 72 hours in advance of the meeting at the following locations: Nevada County Consolidated Fire District: Administration Office, 640 Coyote Street, Nevada City; Station 86, 12337 Banner Lava Cap Rd, Nevada City; Station 88, 14400 Golden Star, Grass Valley; Station 89, 11833 Tammy Way, Grass Valley; and on our website address at <http://www.nccfire.com>. Our e-mail address is nccfire@nccfire.com.

Rules Applying to Public Comments (as provided by CA Government Code Section 54954.)

A. Members of the public wishing to address the Board upon any subject within the jurisdiction of the Nevada County Consolidated Fire District may do so upon receiving recognition from the presiding officer at the appropriate time. You may address the Board on any agenda item prior to Board Action. If

you wish to address the Board on an item not on the agenda, you may do so during the General Public Comment period. Understand that no action may be taken on an item not on the agenda.

- Where necessary for the orderly operation of the meeting, the presiding officer may limit public comment during the public comment period or public hearing to no more than five minutes per individual.

B. After receiving recognition, please stand and state your name, as all meetings are being taped. Note that stating your name is a voluntary act and is not required.

C. Members of the public may submit written comments on any matter that is listed on the agenda or for general public comment. You may submit written comments on any matter by U.S. Mail addressed to 640 Coyote Street, Nevada City, CA 95959 or by e-mail to triciabush@nccfire.com. For comments to be read at the meeting and entered into the minutes they must be received no later than 8:00 a.m. on the morning of the noticed meeting.

D. All documents to be presented to the Board of Directors shall be given to the Secretary of the Board for distribution (original and seven copies) prior to the Call of Order of meeting.

E. Complaints against any individual District employee cannot be brought up in open meeting directly. The District will only consider such a complaint if submitted in writing.

Nevada County Consolidated Fire District

640 Coyote Street
Nevada City, CA 95959
(530) 265-4431
FAX 265-4438



www.nccfire.com
nccfire@nccfire.com

BOARD OF DIRECTORS MINUTES August 18, 2022

Regular Meeting held at
11329 McCourtney Road, Grass Valley, CA 95949

NCCFD DIRECTORS

Present: Grueneberg (President), Dorland, Garrett, Hall, Nelson, Slade-Troutman

STAFF:

Present: Fire Chief Turner, Division Chief Sullivan, Fire Marshal Mason, Battalion Chief Davison, Fleet and Facilities Supervisor Greene.

STANDING ORDERS:

President Grueneberg called the meeting to order at 7:00 pm and took roll call, noting Director Carrington absent. President Grueneberg led in the pledge of allegiance.

*PUBLIC COMMENT FOR ITEMS NOT ON THE AGENDA

Per CA Government Code 54954.3

No public comment.

CONSENT CALENDAR

1. Acceptance of Minutes – July 21, 2022
2. Fund Balances, Check History Report and Credit Card History Report

Director Slade-Troutman motioned to accept the consent calendar. Director Hall seconded. **MOTION** passed unanimously, with Director Carrington being absent.

COMMITTEE REPORTS

STANDING COMMITTEES

FINANCE/BUDGET: Hall, Slade-Troutman

PERSONNEL: Carrington, Nelson

AD HOC COMMITTEES

BOARD POLICY AND PROCEDURES: Grueneberg

CONSOLIDATION: Grueneberg, Dorland, Carrington

LOCAL AGENCY ASSIGNMENTS

NEVADA COUNTY FIRE AGENCY (JPA): Garrett, Turner

Finance – None

Personnel – None

Board Policy & Procedures – None

Consolidation – None

JPA – None

NEW BUSINESS

1. Discussion and possible action, Senate Bill 1205 Annual Inspection Compliance Report 2021/2022

Fire Marshal Mason verbally reviewed his report, mentioning that some inspections were not completed this year. Director Nelson requested an amended report with how many inspections are required and how many were completed. After a brief discussion, the board requested the amended report be on next month's agenda.

2. Discussion and possible action, Resolution R22-24, Amending the District Staffing Roster to Add the Position of Non-Safety Fire Prevention Officer I.

Fire Marshal Mason reviewed his staff report verbally, reporting the Fire Prevention Officer I position as a non-safety position and reinstating the FPO II/ Deputy Fire Marshal position previously accepted by the Board of Directors and Local 3800 in August of 2017. The Deputy Fire Marshal position will be flown internally and if no interest is shown, Staff will post the Fire Prevention Officer I position. Only one of these positions will be filled. Director Garrett motioned to adopt Resolution R22-24, Amending the District Staffing Roster to Add the Position of Non-Safety Fire Prevention Officer I. Director Hall seconded. **MOTION** passed unanimously by a roll call vote, with Director Carrington absent.

3. Discussion and possible action, Resolution 22-25, Updated Authorized Personnel for the 2022/2023 fiscal year.

Fire Chief Turner reported this was modified to reflect the changes in the Department of Fire Prevention with the addition of the Fire Prevention Officer, non-safety position and Deputy Fire Marshal. Director Nelson motioned to adopt Resolution 22-25, Updating Authorized Personnel for the 2022/2023 fiscal year. Director Hall seconded. **MOTION** passed unanimously by a roll call vote, with Director Carrington absent.

4. Discussion and possible action, Resolution R22-26, 2022/2023 Fiscal Year District Wage and Compensation Schedule Update.

Administrative Services Long reported this resolution reflects the changes within the Department of Fire Prevention. Director Garrett motioned to adopt Resolution 22-26, 2022/2023 Fiscal Year District Wage and Compensation Schedule. Director Slade-Troutman seconded. **MOTION** passed unanimously by a roll call vote, with Director Carrington absent.

5. Discussion and possible action, Resolution 22-27. Authorizing the Execution and Delivery of an Installment Sale Agreement and Authorizing and Directing Certain Actions in Connection with the Acquisition of a Water Tender.

Administrative Services Long discussed this resolution is required for the lending company for the purchase of the water tender that was approved at previous meeting on July 21, 2022. Director Garrett motioned to adopt Resolution 22-27, Authorizing the Execution and Delivery of an Installment Sale Agreement and Authorizing and Directing Certain Actions in Connection with the Acquisition of a Water Tender. Director Hall seconded. **MOTION** passed unanimously by a roll call vote, with Director Carrington absent.

6. Discussion and possible action, Development Nexus and Impact Fee Study RFP.

Administrative Services Long advised this an authorization for proposal for the AB 1600/ Mitigation fees. After a brief discussion, Director Slade-Troutman motioned to adopt Development Nexus and Impact Study RFP. Director Garrett seconded. **MOTION** passed unanimously by a roll call vote, with Director Carrington absent.

7. **Discussion and possible action, Resolution R22-28, Accepting the Bid from the Winning Bidder for Replacement of Siding and Repainting the Exterior of Station 86 and Designating an Agent to Sign Documents on Behalf of the District.**

Fleet and Facilities Supervisor Greene reported 6 bids were received with costs ranging from \$80,840 to \$211,000. Fleet and Facilities Supervisor Greene recommended Treehenge Construction be awarded the contract for the lowest bid at \$80,840.00. Director Garrett motioned to adopt Resolution R22-28, Accepting the Bid from the Winning Bidder for the Replacement of Siding and Repainting the Exterior of Station 86 and Designating an Agent to Sign Documents on Behalf of the District. Director Dorland seconded. **MOTION** passed unanimously following a roll call vote, with Director Carrington absent.

8. **Discussion and possible action, Board Secretary Appointment**

President Grueneberg spoke to the Board, motioning to formally appoint Tricia Bush as the Board Secretary for Nevada County Consolidated Fire District. Director Slade-Troutman motioned to appoint Tricia Bush as Board Secretary. Director Nelson seconded. **MOTION** passed unanimously, with Director Carrington absent.

9. **Discussion and possible action, Fire Chief Recruitment Update**

President Grueneberg reported that the recruitment for Fire Chief is down to two candidates. Directors were given an envelope with the candidates resume cover letter and questionnaire. President Grueneberg requested each board member look through the documents and work on questions for interviews. The date and location details are still being worked on.

CHIEF'S MONTHLY REPORT

Division Chief Sullivan verbally reviewed his report highlighting that there were 296 calls for service, which included 5 structure fires, 7 vegetation fires and 3 vehicle fires. Other notable calls included a large animal rescue, the helicopter rescue team responding to 4 calls for service and performing two hoist rescues as well as several strike team assignments in July.

Several staff members have begun their education or obtained degrees in Fire Department Management or Fire Science within the last year.

Fire Marshal Mason reported the Station 88 crews provided fire extinguisher training for Nevada County Transit Services. He met with multiple property owners to discuss proper hazardous vegetation clearance around their properties. The Fire Safe Council Board of Directors Meeting was cancelled; however, he attended several other meetings throughout the month and reported there are 37 operating cannabis gardens within NCC jurisdiction with multiple plan reviews not cleared yet by the county for final approval.

The Shift Investigator program has started with Captain Robert Tellam and Lieutenant Chris Johnsen performing those duties.

***BOARD DISCUSSION**

Director Nelson asked Chief Turner about the County Sales Tax possibly on the ballot later this year. She was asking about any implications he saw or if there was going to be any public forum on the matter. After a brief discussion, Chief Turner advised he would be meeting with the County CEO regarding the matter and would report back on his findings.

ADJOURNMENT

President Grueneberg adjourned the meeting at 8:13 p.m.

Attest:

Approved by:

Nicole Long
Board Secretary

Keith Grueneberg
President of the Board

Nevada County Consolidated Fire District

640 Coyote Street
Nevada City, CA 95959
(530) 265-4431
FAX 265-4438



www.nccfire.com
nccfire@nccfire.com

BOARD OF DIRECTORS MINUTES August 31, 2022

Special Meeting held at
950 Maidu Avenue, Nevada City, CA 95959

NCCFD DIRECTORS

Present: Grueneberg (President), Carrington, Dorland, Garrett, Hall, Nelson, Slade-Troutman

STAFF:

Present: Fire Chief Turner and Administrative Services Long

STANDING ORDERS:

President Grueneberg called the meeting to order at 9:07 am and took roll call, noting all directors were present. President Grueneberg led in the pledge of allegiance.

***PUBLIC COMMENT FOR ITEMS NOT ON THE AGENDA**

Per CA Government Code 54954.3

No public comment was made.

CLOSED SESSION

No public comment was made for closed session. The Board went into Closed session at 9:08 a.m.

President Grueneberg reported out of closed session at 12:45 p.m. The board agreed to offer a conditional offer to one of the candidates.

ADJOURNMENT

President Grueneberg adjourned the meeting at 12:45 p.m.

Attest:

Approved by:

Tricia Bush
Board Secretary

Keith Grueneberg
President of the Board

**Nevada County Consolidated Fire District
Fund Recap & Cash Balances
August 2022**

	Fund					Total
	722 Operating	723 Contingency	733 AB1600	734 Special Tax	758 Capital	
Beginning Cash ¹	964,599	1,321,736	104,600	3,037	859,925	3,253,897
Revenues	56,096	-	5,084	-	-	61,180
Expenditures	(634,970)	-	(49,499)	-	(67,880)	(752,349)
Other Inc/Expense	-	-	-	-	-	-
Other Activity ²	10,628	-	-	-	-	10,628
Ending Cash ¹	396,353	1,321,736	60,185	3,037	792,045	2,573,356

¹ Includes Well Fargo

² Reconciling items, prior period adjustments

Nevada County Consolidated Fire District
Operating Fund 722
August 2022

	<u>Aug 22</u>	<u>Jul - Aug 22</u>	<u>Budget</u>	<u>% of Budget</u>
Revenues				
4000 · Taxes & Assessments				
4010 · Current Secured			3,544,420	
4020 · Current Unsecured		14	50,758	0%
4030 · Prior Unsecured		13	2,296	1%
4040 · Supplemental Secured		2,202	47,344	5%
4050 · Supplemental Unsecured		98	8,598	1%
4060 · Supplemental Prior Unsecured			388	
4110 · Special Assessment		49	2,202,364	0%
4150 · Special Tax of 2012			1,022,791	
4151 · Special Tax 2012 (transfer in)		55,000		
4230 · State Homeowners			24,888	
4240 · State Public Safety Prop 172	53,196	95,292	388,019	25%
Total 4000 · Taxes & Assessments	<u>53,196</u>	<u>152,668</u>	<u>7,291,866</u>	<u>2%</u>
4500 · Reimbursements				
4510 · Strike Team			75,000	
4540 · Vehicle Repair	800	800	5,000	16%
4550 · Cost Recovery		326	3,000	11%
4690 · Other Reimbursements	57	10,317	50,960	20%
Total 4500 · Reimbursements	<u>857</u>	<u>11,443</u>	<u>133,960</u>	<u>9%</u>
4800 · Other Revenue				
4810 · Inspections & Permits	345	552	7,500	7%
4812 · Plan Reviews	345	1,233	12,000	10%
4820 · Interest & Finance Charges	0	18	22,000	0%
4830 · Rentals	500	500	3,240	15%
4840 · Other Current Services	853	853	3,000	28%
Total 4800 · Other Revenue	<u>2,043</u>	<u>3,156</u>	<u>47,740</u>	<u>7%</u>
Total Revenues	<u>56,096</u>	<u>167,267</u>	<u>7,473,566</u>	<u>2%</u>

Nevada County Consolidated Fire District Operating Fund 722 August 2022

Expense	Aug 22	Jul - Aug 22	Budget	% of Budget
5000 · Wages & Benefits				
5100 · Wages				
5111 · Chief / Dep. & Div. Chief (2.5)	26,083	64,828	322,361	20%
5113 · Battalion Chief (3)	26,590	65,314	350,039	19%
5114 · Fire Marshal / DFM (2)	10,267	25,519	248,147	10%
5121 · Captains (9)	71,730	170,434	872,937	20%
5122 · Lieutenants (6)	32,022	84,151	467,539	18%
5123 · Firefighter (12)	46,628	121,095	736,903	16%
5131 · Supplemental / Seasonal FF	23,826	42,322	157,277	27%
5132 · PCF / Reserve FF	2,378	2,378	4,800	50%
5141 · Clerical (3)	13,185	32,237	203,691	16%
5145 · Fire Mechanic (1.5)	11,278	27,784	149,089	19%
5151 · Overtime	30,280	100,930	501,048	20%
5153 · Additional Overtime Staffing			18,503	
5155 · EPSL Overtime	1,431	3,570		
5161 · Strike Team	93,698	161,308		
5165 · Strike Team Backfill	37,640	54,242		
5171 · Holiday Stipend		7,299	80,105	9%
5173 · Vacation / CTO Buy Back	4,657	13,419	115,589	12%
5185 · Directors	225	825	4,500	18%
Total 5100 · Wages	431,918	977,655	4,232,528	23%
5500 · Payroll Taxes				
5511 · Medicare Employer Tax	5,751	13,160	61,406	21%
5512 · Soc Security Employer Tax	161	199	887	22%
5521 · SUI Employer Tax	417	1,005	5,637	18%
Total 5500 · Payroll Taxes	6,329	14,364	67,930	21%
5700 · Benefits				
5711 · Pension	47,481	617,146	1,275,577	48%
5731 · Health Insurance	50,206	107,851	772,464	14%
5735 · Life Insurance	1,017	1,079	14,400	7%
5751 · Workers Comp Insurance		186,453	210,060	89%
		<i>Annual Worker's Compensation Program Payment</i>		
Total 5700 · Benefits	98,704	912,529	2,272,501	40%
Total 5000 · Wages & Benefits	536,951	1,904,548	6,572,959	29%

Nevada County Consolidated Fire District Operating Fund 722 August 2022

	Aug 22	Jul - Aug 22	Budget	% of Budget
6000 · Personnel Related				
6010 · Clothing / PPE				
6011 · Uniforms	645	2,697	31,480	9%
6021 · Personal Protective Equip	17,249	18,511	35,000	53%
6031 · Safety & PPE (per MOU)	1,147	16,366	32,130	51%
Total 6010 · Clothing / PPE	19,041	37,574	98,610	38%
6100 · Food / Meals				
6111 · Meals - Administration		48	1,300	4%
6113 · Meals - Fire		166	1,000	17%
6114 · Meals - Interns			15,411	
Total 6100 · Food / Meals		214	17,711	1%
6200 · Training / Fitness				
6211 · Wellness Program	150	150	31,660	0%
6213 · Fitness Program	140	140	4,710	3%
6221 · Tuition - Safety Personnel	246	15	30,000	0%
6232 · Travel Expense			10,000	
6241 · Training Materials			2,500	
6246 · Public Safety Training Center			1,000	
6261 · Licenses & Certificates	122	111	2,500	4%
6271 · Training - Administration	1,418	1,418	8,500	17%
Total 6200 · Training / Fitness	2,076	1,834	90,870	2%
Total 6000 · Personnel Related	21,117	39,622	207,191	19%
6500 · Facility & Equipment Related				
6510 · Communications				
6511 · Telephones	1,612	2,989	19,260	16%
6521 · Mobile Phones	646	1,298	15,500	8%
Total 6510 · Communications	2,258	4,287	34,760	12%
6550 · Station				
6551 · Supplies & Services - Stations	2,068	2,564	24,760	10%
Total 6550 · Station	2,068	2,564	24,760	10%
6610 · Insurance				
6611 · Liability			26,887	
6621 · Property			22,289	
Total 6610 · Insurance			49,176	
6650 · Maintenance				
6681 · Facility Maint & Improvements	10,671	12,677	145,000	9%
Total 6650 · Maintenance	10,671	12,677	145,000	9%
6700 · Medical Supplies				
6716 · EMS Supplies	2,508	3,533	18,500	19%
Total 6700 · Medical Supplies	2,508	3,533	18,500	19%
6750 · Apparatus Equipment				
6751 · Hose			22,000	
6756 · Ladders			1,553	
6761 · Suppression Equip/Small Tools	1,087	1,627	7,500	22%

Nevada County Consolidated Fire District Operating Fund 722 August 2022

	Aug 22	Jul - Aug 22	Budget	% of Budget
6766 · Power Tools & Equipment			7,902	
6771 · Pump Testing			4,337	
6776 · Mobile Communications	334	2,553	5,800	44%
6781 · Technical Rescue Equip		210	13,000	2%
6786 · SCBA Repair & Mainteneace		175	8,500	2%
6796 · Drone			412	
6798 · Utility Terrain Vehicle	461	461	1,500	31%
Total 6750 · Apparatus Equipment	1,882	5,026	72,504	7%
6800 · Utilities				
6811 · Alarm	165	330	1,500	22%
6821 · Electricity / Gas	6,354	11,480	56,170	20%
6831 · Propane	395	445	13,924	3%
6841 · Trash	302	683	3,600	19%
6851 · Water / Sewer	325	897	11,487	8%
Total 6800 · Utilities	7,541	13,835	86,681	16%
6900 · Capital Expenditures				
6941 · Admin Office Equipm & Computers	2,593	2,703	27,125	10%
Total 6900 · Capital Expenditures	2,593	2,703	27,125	10%
Total 6500 · Facility & Equipment Related	29,521	44,625	458,506	10%
7000 · Vehicle Related				
7001 · Insurance			10,085	
7010 · Maintenance				
7011 · Accessories	1,735	2,771		
7016 · Batteries		(174)		
7021 · Body	665	833		
7026 · Brakes	14	1,678		
7031 · Drive Train	3,919	12,104		
7036 · Pumps	2,999	2,999		
7041 · Tires	1,633	1,633		
7046 · Tools & Shop Related	838	860		
7048 · All Categories for Budget			111,000	
7049 · Outside Agency Vehicle Maint	889	1,211		
Total 7010 · Maintenance	12,692	23,915	111,000	22%
7050 · Fuel				
7051 · Fuel	8,932	16,904	93,447	18%
Total 7050 · Fuel	8,932	16,904	93,447	18%
Total 7000 · Vehicle Related	21,624	40,819	214,532	19%
7500 · General & Admin Related				
7501 · Office Expense				
7502 · Administration	563	866	4,500	19%
7506 · Board			1,000	
7508 · Computer & Software Expense	1,672	4,363	81,583	5%
7509 · Copier Expense	93	165	1,200	14%
7511 · Memberships	4,565	5,065	16,190	31%

**Nevada County Consolidated Fire District
Operating Fund 722
August 2022**

	<u>Aug 22</u>	<u>Jul - Aug 22</u>	<u>Budget</u>	<u>% of Budget</u>
7516 · Mileage Reimbursements			100	
7521 · Postage & Delivery	224	224	1,100	20%
7501 · Office Expense - Other	0	10		
Total 7501 · Office Expense	7,117	10,693	105,673	10%
7550 · Professional Services				
7551 · Accounting	1,400	1,400	12,880	11%
7556 · Computer & IT Support	1,148	1,553	14,980	10%
7561 · Consultants			7,500	
7563 · Hiring Expense	566	2,530	9,380	27%
7566 · Legal Expense		5,389	46,675	12%
7571 · Medical Director		1,650	6,600	25%
Total 7550 · Professional Services	3,114	12,522	98,015	13%
7590 · Publications				
7591 · Legal Notices			600	
7596 · Marketing / Advertising			500	
Total 7590 · Publications			1,100	
7600 · Special District				
7611 · Elections			30,000	
7621 · LAFCo		5,687	6,346	90%
7631 · Nevada County Fees			89,228	
Total 7600 · Special District		5,687	125,574	5%
7650 · Prevention				
7651 · Code Purchases			1,800	
7653 · Investigation Supplies	94	2,367	4,300	55%
7657 · Inspection Supplies			1,500	
7661 · Prof Svcs / Plan Checks			2,500	
7663 · Public Education Supplies			3,100	
7665 · Subscriptions / Memberships		285	1,400	20%
7667 · Training			6,000	
7669 · Other Prevention / Law Enforce	606	838	1,500	56%
Total 7650 · Prevention	700	3,490	22,100	16%
7800 · JPA				
7831 · Dispatch Charges	9,619	9,619	130,000	7%
7841 · Dues / Administration			13,000	
Total 7800 · JPA	9,619	9,619	143,000	7%
Total 7500 · General & Admin Related	20,550	42,011	495,462	8%
8500 · Strike Team Non Labor Expenses	5,207	5,207		
Total Expense	634,970	2,076,832	7,948,650	26%
Fund Over/<Under>	(578,874)	(1,909,565)	(475,084)	

Nevada County Consolidated Fire District
Operating Fund 722
August 2022

	<u>Aug 22</u>	<u>Jul - Aug 22</u>	<u>Budget</u>	<u>% of Budget</u>
Other Income				
9001 · Grant Revenue				
9001.08 · RFC 7GF21089		7,876		
Total 9001 · Grant Revenue		<u>7,876</u>		
Total Other Income		7,876		
Other Expense				
9101 · Grant Expense				
9101.01 · AFG EMW-2019-FG-03486 Radio		15,771		
9101.09 · CA Fire Foundation Comm Veg Red		1,860		
Total 9101 · Grant Expense		<u>17,631</u>		
Total Other Expense		<u>17,631</u>		
Net Other		(9,755)		
Net Fund Activity	<u>(578,874)</u>	<u>(1,919,320)</u>	<u>(475,084)</u>	

Nevada County Consolidated Fire District
AB 1600 Mitigation Fund 733
August 2022

	<u>Aug 22</u>	<u>Jul - Aug 22</u>	<u>Budget</u>	<u>% of Budget</u>
Revenues				
4000 · Taxes & Assessments				
4160 · AB 1600 Mitigation Fees	5,084	13,400	100,412	13%
Total 4000 · Taxes & Assessments	<u>5,084</u>	<u>13,400</u>	<u>100,412</u>	<u>13%</u>
4800 · Other Revenue				
4820 · Interest & Finance Charges			1,500	
Total 4800 · Other Revenue			<u>1,500</u>	
Total Revenues	<u>5,084</u>	<u>13,400</u>	<u>101,912</u>	<u>13%</u>
Expense				
6500 · Facility & Equipment Related				
6900 · Capital Expenditures				
6921 · Apparatus & Equipment	49,499	51,803	49,498	105%
Total 6900 · Capital Expenditures	<u>49,499</u>	<u>51,803</u>	<u>49,498</u>	<u>105%</u>
Total 6500 · Facility & Equipment Related	<u>49,499</u>	<u>51,803</u>	<u>49,498</u>	<u>105%</u>
7500 · General & Admin Related				
7550 · Professional Services				
7561 · Consultants			23,000	
Total 7550 · Professional Services			<u>23,000</u>	
Total 7500 · General & Admin Related			<u>23,000</u>	
Total Expense	<u>49,499</u>	<u>51,803</u>	<u>72,498</u>	
Net Other	(44,415)	(38,403)	29,414	
Net Fund Activity	<u>(44,415)</u>	<u>(38,403)</u>	<u>29,414</u>	

Nevada County Consolidated Fire District Special Tax Fund 734

August 2022

	Aug 22	Jul - Aug 22	Budget	% of Budget
Revenues				
4000 · Taxes & Assessments				
4150 · Special Tax of 2012			1,033,123	
Total 4000 · Taxes & Assessments			1,033,123	
Total Revenues			1,033,123	
Expense				
7500 · General & Admin Related				
7600 · Special District				
7631 · Nevada County Fees			10,331	
Total 7600 · Special District			10,331	
Total 7500 · General & Admin Related			10,331	
Total Expense			10,331	
Fund Over/<Under>			1,022,792	
Other Expense				
8700 · Transfers Out				
8722 · Transfer to 722		55,000		
Total 8700 · Transfers Out		55,000		
Total Other Expense		55,000		
Net Other		(55,000)		
Net Fund Activity		(55,000)	1,022,792	

Nevada County Consolidated Fire District
Capital Fund 758
August 2022

	<u>Aug 22</u>	<u>Jul - Aug 22</u>	<u>Budget</u>	<u>% of Budget</u>
Revenues				
4800 · Other Revenue				
4850 · Sale Surplus Equipment			60,000	
Total 4800 · Other Revenue			60,000	
Total Revenues			60,000	
Expense				
6500 · Facility & Equipment Related				
6650 · Maintenance				
6681 · Facility Maint & Improvements	1,016	18,431		
Total 6650 · Maintenance	1,016	18,431		
6900 · Capital Expenditures				
6911 · Stations			8,000	
6921 · Apparatus & Equipment	66,864	66,864	191,249	35%
6931 · Vehicles			65,000	
Total 6900 · Capital Expenditures	66,864	66,864	264,249	25%
Total 6500 · Facility & Equipment Related	67,880	85,295	264,249	32%
7500 · General & Admin Related				
7550 · Professional Services				
7561 · Consultants			7,500	
Total 7550 · Professional Services			7,500	
Total 7500 · General & Admin Related			7,500	
Total Expense	67,880	85,295	271,749	
Net Other	(67,880)	(85,295)	(211,749)	
Net Fund Activity	(67,880)	(85,295)	(211,749)	

Nevada County Consolidated Fire District Check History Report

August 2022

<u>Fund 722</u>	<u>Date</u>	<u>Num</u>	<u>Name</u>	<u>Paid Amount</u>
	08/01/2022	249425	AFLAC	\$ 1,145.64
	08/01/2022	249395	BLUE SHIELD OF CALIFORNIA	\$ 29,570.70
	08/01/2022	960484	FDAC Employee Benefits Authority	\$ 1,678.25
	08/01/2022	960475	KAISER FOUNDATION HEALTH PLAN	\$ 22,381.04
	08/01/2022	960444	SPECIAL DIST RISK MGMT AUTH.	\$ 4,570.73
	08/01/2022	249441	STANDARD INSURANCE COMPANY	\$ 899.00
	08/01/2022	249377	AT&T CALNET 3	\$ 24.72
	08/01/2022	249378	The Home Depot	\$ 3,666.68
	08/01/2022	960449	A TO Z SUPPLY	\$ 17.91
	08/01/2022	960453	AIRGAS, NCN	\$ 300.94
	08/01/2022	249390	B&C ACE HOME & GARDEN CENTER	\$ 142.08
	08/01/2022	960443	CAPITOL CLUTCH AND BRAKE, INC.	\$ 948.92
	08/01/2022	249427	CUMMINS PACIFIC LLC	\$ 36.58
	08/01/2022	249410	EVERGUARD SYSTEMS	\$ 165.00
	08/01/2022	249435	GOLDEN STATE EMERGENCY VEHICLE	\$ 1,185.11
	08/01/2022	960450	HILLS FLAT LUMBER COMPANY	\$ 61.56
	08/01/2022	249393	L.N. CURTIS & SONS	\$ 1,890.19
	08/01/2022	249406	LIFE ASSIST INC.	\$ 1,268.11
	08/01/2022	960462	NCCFD - Petty Cash	\$ 35.00
	08/01/2022	249399	NETWORK DESIGN ASSOCIATES	\$ 337.50
	08/01/2022	249414	NEVADA COUNTY FIRE CHIEFS ASSN	\$ 100.00
	08/01/2022	960477	Reliable Auto Glass Company	\$ 437.53
	08/01/2022	960454	RIVERVIEW INTERNATIONAL TRUCKS	\$ 1,210.59
	08/01/2022	960478	ROBINSON ENTERPRISES, INC.	\$ 1,098.34
	08/01/2022	249440	TargetSolutions	\$ 439.98
	08/01/2022	960508	THE UNION	\$ 156.24
	08/01/2022	249426	TOTAL ADMIN SVCS (TASC)	\$ 280.44
	08/01/2022	960459	WALKER'S OFFICE SUPPLY	\$ 39.04
	08/06/2022	GJE651	Net Payroll Pay Period Ending 8/6/22	\$ 172,679.56
	08/08/2022	249567	B&C ACE HOME & GARDEN CENTER	\$ 48.81
	08/08/2022	961054	BURTON'S FIRE APPARATUS	\$ 299.06
	08/08/2022	249568	CALIFORNIA FIRE CHIEFS ASSN.	\$ 75.00
	08/08/2022	961041	ECONOMY PEST CONTROL	\$ 101.00
	08/08/2022	249623	GAETKE MEDICAL CORPORATION	\$ 150.00
	08/08/2022	961053	HUNT & SONS, INC.	\$ 5,286.76
	08/08/2022	249573	L.N. CURTIS & SONS	\$ 13,231.33
	08/08/2022	249586	LIFE ASSIST INC.	\$ 641.10
	08/08/2022	961042	MCELHANNON, JARED	\$ 105.02
	08/08/2022	249581	MESCHER DOOR COMPANY	\$ 2,064.00
	08/08/2022	961045	MISSION LINEN SUPPLY, INC.	\$ 126.48
	08/08/2022	249624	RIEBES AUTO PARTS	\$ 868.16
	08/08/2022	961049	RIVERVIEW INTERNATIONAL TRUCKS	\$ 309.91
	08/08/2022	961079	Ryan Tantum	\$ 300.00
	08/08/2022	961066	OLON FIRE CONTROL	\$ 469.26

Nevada County Consolidated Fire District Check History Report

August 2022

Date	Num	Name	Paid Amount
08/08/2022	249625	THE UPS STORE #5417/TAJI INC.	\$ 96.50
08/08/2022	961050	WALKER'S OFFICE SUPPLY	\$ 160.87
08/11/2022	249628	CalPERS 457 Plan (Def. Comp)	\$ 1,275.00
08/11/2022	961092	NCCFD - EFTPS (Fed & State Taxes)	\$ 50,155.29
08/11/2022	961103	NEVADA COUNTY PROF FF ASSN	\$ 1,120.00
08/11/2022	961108	NATIONWIDE RETIREMENT SOLUTION	\$ 5,476.34
08/11/2022	911575	CalPERS (Retirement)	\$ 37,282.45
08/15/2022	249726	CalCARD (US BANK)	\$ 24,719.86
08/18/2022	249826	A&A A/C & HEATING	\$ 98.00
08/18/2022	249871	ADVANTAGE GEAR, INC.	\$ 612.72
08/18/2022	961313	AIR EXCHANGE	\$ 3,268.23
08/18/2022	249829	CSFA	\$ 3,825.00
08/18/2022	249917	GOLDEN STATE EMERGENCY VEHICLE	\$ 2,699.47
08/18/2022	249834	L.N. CURTIS & SONS	\$ 1,262.57
08/18/2022	961302	MCELHANNON, JARED	\$ 378.56
08/18/2022	249850	NID	\$ 89.23
08/18/2022	961312	PURCHASE POWER	\$ 224.00
08/18/2022	961332	ROBINSON ENTERPRISES, INC.	\$ 1,326.95
08/18/2022	249880	SERVICENTER RADIATOR & AUTO	\$ 201.25
08/18/2022	961343	SOLOON FIRE CONTROL	\$ 562.58
08/18/2022	249840	WASTE MANAGEMENT OF NEV. CO.	\$ 249.05
08/22/2022	911620	CalPERS (Retirement)	\$ 1,400.00
08/22/2022	249943	AT&T CALNET 3	\$ 428.92
08/22/2022	961392	AIR EXCHANGE	\$ 1,224.43
08/22/2022	249989	AUBURN FORD	\$ 710.63
08/22/2022	249948	B&C ACE HOME & GARDEN CENTER	\$ 79.29
08/22/2022	249977	CAL DEPT FORESTRY (ACCTG OFF)	\$ 9,618.51
08/22/2022	250009	CUMMINS PACIFIC LLC	\$ 91.30
08/22/2022	250014	GOLDEN STATE EMERGENCY VEHICLE	\$ 227.61
08/22/2022	961389	HILLS FLAT LUMBER COMPANY	\$ 30.09
08/22/2022	961390	MISSION LINEN SUPPLY, INC.	\$ 126.48
08/22/2022	249963	NETWORK DESIGN ASSOCIATES	\$ 810.00
08/22/2022	249973	NID	\$ 235.92
08/22/2022	250025	PLAZA TIRE & AUTO SERVICE	\$ 482.35
08/22/2022	961391	RIVERVIEW INTERNATIONAL TRUCKS	\$ 635.93
08/22/2022	249988	UPS	\$ 11.35
08/25/2022	250029	CalPERS 457 Plan (Def. Comp)	\$ 1,275.00
08/25/2022	961449	NCCFD - EFTPS (Fed & State Taxes)	\$ 32,720.51
08/25/2022	961463	NEVADA COUNTY PROF FF ASSN	\$ 1,120.00
08/25/2022	961469	NATIONWIDE RETIREMENT SOLUTION	\$ 4,894.19
08/25/2022	911625	CalPERS (Retirement)	\$ 37,231.92
08/26/2022	GJE652	Net Payroll Pay Period Ending 8/20/22	\$ 139,542.20
08/29/2022	250152	AT&T CALNET 3	\$ 26.22
08/29/2022	250151	WASTE MANAGEMENT OF NEV. CO.	\$ 52.77
08/29/2022	961595	A TO Z SUPPLY	\$ 22.71

Nevada County Consolidated Fire District Check History Report

August 2022

Date	Num	Name	Paid Amount
08/29/2022	961626	ABSOLUTE COMMUNICATION SOLUTIONS	\$ 60.00
08/29/2022	961591	BUCKMASTER OFFICE SOLUTIONS	\$ 93.13
08/29/2022	961651	Cruz, Antonio	\$ 245.50
08/29/2022	961613	HUNT & SONS, INC.	\$ 1,272.11
08/29/2022	250174	LIFE ASSIST INC.	\$ 38.74
08/29/2022	250196	PLAZA TIRE & AUTO SERVICE	\$ 1,151.01
08/29/2022	961602	RIVERVIEW INTERNATIONAL TRUCKS	\$ 286.93
08/29/2022	961625	ROBINSON ENTERPRISES, INC.	\$ 1,099.74
08/29/2022	961631	SOLOON FIRE CONTROL	\$ 55.00
08/29/2022	250179	SUBURBAN PROPANE	\$ 377.53
08/29/2022	961607	WALKER'S OFFICE SUPPLY	\$ 52.80
			<u>\$ 643,658.01</u>

Fund 733

08/22/2022	249942	PNC EQUIPMENT FINANCE	\$ 49,499.06
08/18/2022	249823	AB 1600 Refunds	\$ 203.28
			<u>\$ 49,702.34</u>

Fund 758

08/01/2022	249379	PNC EQUIPMENT FINANCE	\$ 66,864.32
08/08/2022	249581	MESCHER DOOR COMPANY	\$ 820.00
08/22/2022	961437	THE UNION	\$ 196.02
			<u>\$ 67,880.34</u>

Nevada County Consolidated Fire District Credit Card History Report

August 2022

Fund 722	Num	Name	Paid Amount
	COOMBE	AMAZON MARKETPLACE	\$ 613.72
	COOMBE	Fireline Shields	\$ 515.00
	COOMBE	WITMER ASSOCIATES, INC. dba	\$ 273.85
	COOMBE	WITMER ASSOCIATES, INC. dba	\$ 75.84
	DAVISON	Top This Outfitters	\$ 52.59
	FIN MGR	STREAMLINE	\$ 200.00
	FIN MGR	AT&T Long Distance	\$ 41.15
	FIN MGR	Cloudflare	\$ 5.00
	FIN MGR	PACIFIC GAS & ELECTRIC CO.	\$ 6,353.93
	FIN MGR	COMCAST	\$ 386.46
	FIN MGR	AT&T (Carol Stream)	\$ 44.18
	FIN MGR	COMCAST	\$ 135.05
	FIN MGR	SMARTER BROADBAND	\$ 40.00
	FIN MGR	SUDDENLINK (CEQUEL)	\$ 159.45
	FIN MGR	SUDDENLINK (CEQUEL)	\$ 26.32
	FIN MGR	VERIZON WIRELESS	\$ 646.06
	GREENE	CORNWELL ANDERSON TOOL	\$ 641.11
	GREENE	MAC TOOLS	\$ 124.76
	GREENE	Hale Appliances	\$ 298.66
	GREENE	DISH NETWORK	\$ 93.79
	GREENE	CORNWELL ANDERSON TOOL	\$ 21.96
	GREENE	DAVID CLARK COMPANY INC.	\$ 112.75
	LONG	Asset Tiger	\$ 127.00
	LONG	AMAZON MARKETPLACE	\$ 42.99
	LONG	STAPLES	\$ 32.54
	LONG	Zoom	\$ 202.47
	LONG	AMAZON MARKETPLACE	\$ 11.81
	LONG	AMAZON MARKETPLACE	\$ 19.41
	LONG	AMAZON MARKETPLACE	\$ 18.26
	LONG	AMAZON MARKETPLACE	\$ 33.28
	LONG	MICROSOFT OFFICE	\$ 1,027.03
	LONG	AMAZON MARKETPLACE	\$ 22.97
	LONG	AMAZON MARKETPLACE	\$ 35.11
	LONG	AMAZON MARKETPLACE	\$ 67.65
	LONG	AMAZON MARKETPLACE	\$ 25.57
	LONG	AMAZON MARKETPLACE	\$ 25.85
	LONG	AMAZON MARKETPLACE	\$ 19.35
	LONG	COMCAST	\$ 145.73
	MARGHERITA	Bare Bones Workwear	\$ 32.14
	MASON	AMAZON MARKETPLACE	\$ 48.35
	MASON	High Class Enterprises	\$ 605.61
	MCELHANNON	CVS Pharmacy	\$ 34.70
	MCELHANNON	Holiday Inn Express	\$ 197.25
	MCELHANNON	Holiday Inn Express	\$ 197.25

Nevada County Consolidated Fire District Credit Card History Report

August 2022

Num	Name	Paid Amount
MCELHANNON	Comfort Suites	\$ 105.02
MCELHANNON	Comfort Suites	\$ 105.02
MCELHANNON	Comfort Suites	\$ 105.02
MCELHANNON	Comfort Suites	\$ 105.02
MCELHANNON	A1 Choice Inn	\$ 378.56
MCELHANNON	MOD Pizza	\$ 35.97
MCELHANNON	Ashland Cedarwood Inn (CREDIT)	\$ (127.33)
MCELHANNON	Ashland Cedarwood Inn (CREDIT)	\$ (127.33)
MCELHANNON	Ashland Cedarwood Inn (CREDIT)	\$ (127.33)
MCELHANNON	Ashland Cedarwood Inn	\$ 127.33
MCELHANNON	Ashland Cedarwood Inn	\$ 127.33
MCELHANNON	Ashland Cedarwood Inn	\$ 127.33
MCELHANNON	Ashland Cedarwood Inn	\$ 127.33
MCELHANNON	Ashland Cedarwood Inn	\$ 127.33
MCELHANNON	Days Inn	\$ 108.58
MCELHANNON	Days Inn	\$ 108.58
MCELHANNON	Days Inn	\$ 108.58
MCELHANNON	Days Inn	\$ 108.58
MCELHANNON	Days Inn	\$ 108.58
MCELHANNON	Days Inn	\$ 108.58
MCELHANNON	Days Inn	\$ 108.58
MCELHANNON	Days Inn	\$ 108.58
MCELHANNON	Days Inn	\$ 108.58
MCELHANNON	Days Inn	\$ 108.58
MCELHANNON	Days Inn	\$ 108.58
MCELHANNON	Comfort Suites	\$ 105.02
MENET	Social Security Administration	\$ 92.00
MENET	Walmart	\$ 171.05
NUNNINK	THE UPS STORE #5417/TAJI INC.	\$ 78.00
NUNNINK	AMAZON MARKETPLACE	\$ 271.20
NUNNINK	AMAZON MARKETPLACE	\$ 141.58
NUNNINK	AMAZON MARKETPLACE	\$ 55.89
SERNA	Holiday Inn Express	\$ 162.07
SERNA	Fairfield Marriott	\$ 456.21
SERNA	Hampton Inn	\$ 1,064.49
SMITH	Top This Outfitters	\$ 301.64
SULLIVAN	INTERNATIONAL ASSOCIATION OF FIRE CHIEFS	\$ 999.00
SULLIVAN	The Home Depot (CREDIT)	\$ (160.00)
SULLIVAN	INTERNATIONAL ASSOCIATION OF FIRE CHIEFS	\$ 565.00
SULLIVAN	RESCUE TRAINING INSTITUTE	\$ 44.00
SULLIVAN	Priceline.com	\$ 418.84
SULLIVAN	Feld Fire	\$ 296.27
SUNDE	Lake Natoma Inn	\$ 320.70
SUNDE	Best Western Plus	\$ 154.36
TELLAM	Sierra Plumbing Supply, Inc.	\$ 24.19
TELLAM	Chevron	\$ 17.96
TELLAM	B&C ACE HOME & GARDEN CENTER	\$ 21.68

Nevada County Consolidated Fire District Credit Card History Report

August 2022

<u>Num</u>	<u>Name</u>	<u>Paid Amount</u>
TREVETHICK	AMAZON MARKETPLACE	\$ 46.06
TREVETHICK	AMAZON MARKETPLACE	\$ 139.74
TURNER	Hewlett Packard	\$ 2,593.04
TURNER	Northridge of Nevada City	\$ 45.00
TURNER	Lumberjack's Restaurant	\$ 66.00
TURNER	B&H Photo Video Audio	\$ 525.68
TURNER	Chevron (Auburn, CA)	\$ 12.00
WEATHERS	AMAZON MARKETPLACE	\$ 79.53
WEATHERS	AMAZON MARKETPLACE	\$ 95.43
WILSON	AMAZON MARKETPLACE	\$ 224.88
WILSON	AMAZON MARKETPLACE	\$ 118.22
WITTER	AMAZON MARKETPLACE	\$ 209.47
		<u>\$ 25,656.64</u>
		<u>\$ 25,656.64</u>

TOTAL



Nevada County Consolidated Fire District Department of Fire Prevention

640 Coyote Street, Nevada City, CA 95959
(530) 265-4431 FAX (530) 265-4438
nccfire@nccfire.com • www.nccfire.com



To: Nevada County Consolidated Fire District Board of Directors
From: Patrick Mason, Fire Marshal through Jim Turner, Fire Chief
Date: August 8, 2022
Re: Senate Bill 1205-Fire Protection Services: Inspection compliance reporting

Background:

- A State Bill SB 1205 to increase fire safety and accountability in California Cities, Counties and Districts unanimously passed the State Legislature in August and was signed by Governor Jerry Brown on September 27, 2018. This bill went into effect January 1, 2019.

SB 1205 requires fire departments/districts to report annually their compliance with safety building inspection requirements to their administering agents, such as city council or district boards. This bill was introduced after a Bay Area News Group report showed that many schools and apartment buildings in the Bay Area did not receive their annual required inspection at least once from 2010 to 2017. The Bay Area News Group conducted the investigation into building inspections after the Oakland Ghost Ship warehouse fire in 2016, which killed 36 people.

- As a result of this SB 1205 Section **13146.4** was added to the Health and Safety Code

13146.4 reads (a) Every city or county fire department, city and county fire department, or district required to perform an annual inspection pursuant to Sections 13146.2 and 13146.3 shall report annually to its administering authority on its compliance with Sections 13146.2 and 13146.3 (b) The report made pursuant to subdivision (a) shall occur when the administering authority discusses its annual budget, or at another time determined by the administering authority.(c) The administering authority shall acknowledge receipt of the report made pursuant to subdivision (a) in a resolution or a similar formal document.(d) For purposes of this section, “administering authority” means a city council, county board of supervisors, or district board, as the case may be.

Compliance:

- See Attachment 2021-2022 SB 1205

Findings / Improvements:

- NCCFD Fire Prevention did not meet the requirement of performing an inspection on all the required occupancies.
- To become compliant for the 2022 – 2023 reporting, all SB 1205 inspections are being entered into the ESO reporting software. This will generate automatic reminders of inspections that are due within 30 days.
- All inspections in the past were based upon geographical locations. As Operational Permit inspections were being conducted, the SB 1205 inspection occupancy was inspected if it was in the general area. A priority will be set for all SB 1205 inspections to be completed and not base it on geographical locations.

Recommendation:

- Accept this report as submitted as it meets the reporting requirement set forth in Health and Safety Code Section 13146.4 (See attached list)

Fiscal Implications:

- None.



SB 1205 Annual Inspection Compliance Report - 2021/2022 Nevada County Consolidated Fire District

Category		Total in District	Total Inspected
Schools		5	5
Hotels/Motels		3	0
Churches		9	1
Large Assemblies		8	3



Nevada County Consolidated Fire District

Resolution 22-29

2022/2023 Corrected Fiscal Year District Wage and Compensation Schedule

WHEREAS, the Nevada County Consolidated Fire District Board of Directors has the authority under Section 13861 of the Health and Safety Code to establish compensation for safety management, safety non-management, and miscellaneous non-represented employees; and

WHEREAS, the pay ranges and compensation schedule in attachment "A" for the identified job classifications are hereby established effective August 21, 2022.

PASSED AND ADOPTED by the Board of Directors as Resolution of the Nevada County Consolidated Fire District at the Regular Board Meeting held on the 15th day of September 2022 by the following roll call:

Ayes:

Noes:

Absent:

Abstain:

Keith Grueneberg, President of the Board
Nevada County Consolidated Fire District

Attest:

Tricia Bush, Secretary of the Board

Nevada County Consolidated Fire District
Wage and Compensation Schedule
Fiscal Year 2022/23
Effective August 21, 2022

		Step Increases				
		1	2	3	4	5
Safety						
Hourly Rate (per MOU)						
Firefighter	shift	\$ 18.42	\$ 19.39	\$ 20.37	\$ 21.35	\$ 22.32
Lieutenant	shift	\$ 22.32	\$ 23.34	\$ 24.47	\$ 25.62	\$ 26.76
Captain	shift	\$ 26.76	\$ 28.00	\$ 29.30	\$ 30.60	\$ 31.90
Battalion Chief	shift	\$ 31.90	\$ 33.40	\$ 34.85	\$ 36.30	\$ 37.76
FPO II/Dep. Fire Marshal	40 Hr	\$ 35.46	\$ 37.10	\$ 38.82	\$ 40.55	\$ 42.27
Fleet & Facilities Sup.	40 Hr	\$ 42.55	\$ 44.68	\$ 46.92	\$ 49.26	\$ 51.73
 Salary						
Division Chief		\$ 127,422	\$ 133,794	\$ 140,483	\$ 147,518	\$ 154,882
Fire Chief		\$ 163,269	\$ 171,109	\$ 179,341	\$ 187,982	\$ 197,057
 Non-Safety						
Hourly Rate						
Admin	40 Hr	\$ 22.48	\$ 23.71	\$ 25.02	\$ 26.40	\$ 27.87
Fire Inspector	40 Hr	\$ 24.69	\$ 25.98	\$ 27.27	\$ 28.56	\$ 29.86
Fire Mechanic I	40 Hr	\$ 24.69	\$ 25.98	\$ 27.27	\$ 28.56	\$ 29.86
Part-Time Admin	20 - 24 Hrs	\$ 25.75	\$ 27.56	\$ 27.85	\$ 28.69	\$ 29.54
 Salary						
Admin. Svcs Manager /Finance Manager		\$ 78,289	\$ 80,406	\$ 85,661	\$ 87,995	\$ 92,492

Wages do not include education incentive, longevity incentive or shift to 40 hour conversion.



Nevada County Consolidated Fire District

Resolution 22-30

Fee Schedule of Prevention, Regulatory Programs, Incidents and other Services

WHEREAS, The Board of Directors of the Nevada County Consolidated Fire District has determined that there is a need for a Fee Schedule for services provided; and

WHEREAS, the current fee schedule was approved by Ordinance 17-01 at the regular board meeting on May 18, 2017; and

WHEREAS, Ordinance 17-01 specifies fees can be adjusted annually beginning October, 2018 and each October thereafter, based on the actual cost calculations provided by staff; and

WHEREAS, staff has performed cost calculations.

NOW, THEREFORE, BE IT RESOLVED the fee schedule be updated to reflect the updated cost calculations, as specified on the attached exhibit.

PASSED AND ADOPTED by the Board of Directors as Resolution of the Nevada County Consolidated Fire District at the Regular Board Meeting held on the 15th day of September 2022 by the following roll call:

- Ayes:
- Noes:
- Absent:
- Abstain:

Keith Grueneberg, President of the Board
Nevada County Consolidated Fire District

Attest:

Tricia Bush, Secretary of the Board

Nevada County Consolidated Fire District
Fee Schedule for
Prevention, Regulatory Programs, Incidents and Other

The following Fee Schedule provides the cost to be paid by the requestor for the services listed. It does not provide comprehensive review, instruction, forms or government codes associated with each service listed. Those can be obtained by contacting district staff.

The fees reflect the minimum fee associated with providing these services.

Payment of fees and quotes for Permits, Reviews, Office time, Field time, Planned Events and other items, are required before services are provided. Actual costs incurred above the minimum fee paid will be billed. Amounts not paid when due are subject to late fees, as specified in item Z.

Items not specifically described within the fee schedule will be assigned a fee category by determination of the Fire Marshal.

Inquires and payments can be sent to NCCFD, 640 Coyote Street, Nevada City, CA 95959 or call (530) 265-4431. Payments can also be paid on our website at NCCFire.com.

Hourly Rate	\$	144.00
--------------------	-----------	---------------

A. Office Time - Hourly - 1/2 hour minimum

1. General			
a. Preapplication review	\$		72.00
b. Consultation and Meetings	\$		72.00
c. Research	\$		72.00
d. Miscellaneous plan reviews	\$		72.00
e. Review of revised plans or proposals	\$		72.00

B. Field Time - 1/2 hour minimum

1. General			
a. Site inspections	\$		72.00
b. Vacant lot inspection with drone.	\$		97.00
b. Second and subsequent inspections of deficiencies	\$		72.00
c. Failure to cancel inspection requests	\$		72.00
d. Witness additional test or procedures above what is allowed in minimum fee	\$		72.00
e. Inspection of health care, day care and other facilities requiring fire safety clearance for licensing.	\$		72.00
f. Meetings, public hearings, etc.	\$		72.00

C. Photocopy Costs

1. Incident reports			
a. Printed	\$		25.00
b. Emailed	\$		20.00
2. Inspection reports			
a. Printed	\$		25.00
b. Emailed	\$		20.00
3. Investigation reports			
a. Printed	\$		25.00
b. Emailed	\$		20.00

Nevada County Consolidated Fire District
Fee Schedule for
Prevention, Regulatory Programs, Incidents and Other

4.	Digital Photographs - emailed		
	a. Up to 20	\$	20.00
	b. Over 20, each additional	\$	0.50
5.	CD - Photo or video	\$	25.00
6.	Thumb drive	\$	30.00
7.	Photocopies (per page)	\$	0.50
8.	Scans - Actual time spent scanning and sending.	Minimum \$	5.00

D. Operation Permits (Deposit / Minimum fee - additional charges may apply)

1.	Aviation Fees <i>(Aircraft servicing, repair and aircraft fuel-servicing vehicles)</i>	\$	216.00
2.	Aviation Fees in excess of #1 - hourly, 1/2 hour minimum		
3.	Cannabis operations	\$	216.00
4.	Compressed gas		
	a. Storage and use, including fixed installation of medical gas	\$	144.00
	b. Medical gas system - new installation; code compliance review and site inspections.	\$	216.00
5.	Cryogenics	\$	144.00
6.	Dust producing operations, including woodworking and cabinet shops	\$	144.00
7.	Explosives and blasting agents	\$	144.00
8.	Fireworks	\$	360.00
9.	Flammable/combustible liquids <i>(for underground tanks, see section E)</i>		
	a. Storage cabinet, each location	\$	144.00
	b. Storage rooms	\$	216.00
	c. Inside storage	\$	144.00
	d. Outside storage	\$	144.00
	e. Dispense	\$	216.00
	f. Install or repair equipment	\$	360.00
10.	Fumigation or thermal insecticidal fogging	\$	72.00
11.	Repair Garages and Motor Fuel Dispensing Facilities	\$	216.00
12.	Hazardous materials	\$	288.00
13.	Hazardous production materials	\$	288.00
14.	High piled combustible storage	\$	288.00
15.	Liquefied petroleum gas		
	a. Dispense	\$	144.00
	b. Install tank less than 2,000 gallon water capacity	\$	144.00
	c. Install tank more than 2,000 gallon water capacity	\$	216.00
	d. Underground residential tank	\$	216.00
	e. Underground commercial tank	\$	432.00
16.	Lumber Yard	\$	216.00
17.	Mobile Food Preparation Vehicles	\$	144.00
18.	Ovens, industrial baking or drying	\$	288.00
19.	Place of assembly		
	a. Occupancy by 50 to 99 persons	\$	144.00
	b. Occupancy by 100 to 299 persons	\$	216.00

Nevada County Consolidated Fire District
Fee Schedule for
Prevention, Regulatory Programs, Incidents and Other

c. Occupancy of more than 300 persons	\$	288.00
20. Spray painting		
a. Spray booths and spray areas	\$	144.00
b. Code compliance review and testing of fire suppression system	\$	360.00
21. Tents, canopies, and temporary membrane support structures	\$	216.00
22. Waste Handling	\$	216.00
23. Welding or cutting operations in any occupancy	\$	144.00
24. Miscellaneous Permits, 1 hour minimum	\$	144.00
25. Multiple permit discount (each after 1st permit)	\$	(72.00)
Discount applies for multiple inspections at same location at same time.		
E. <u>Operation Permits (Deposit / Minimum Fee - applied to hourly charge)</u>		
1. Flammable/Combustible liquids		
a. Installation of underground tanks		
1. Base fee (single tank)	\$	432.00
2. Fee for each additional tank	\$	72.00
b. Removal of underground tanks		
1. Base fee (single tank)	\$	288.00
2. Fee for each additional tank	\$	72.00
2. Auxiliary Power Equipment		
a. Residential	\$	72.00
b. Business	\$	216.00
3. Expediated services outside normal business hours - double the normal rate.		
F. <u>Building Plan and Occupancy Review (Deposit / Minimum Fee - applied to hourly charges)</u>		
1. New building construction		
a. 1 to 2,499 square feet	\$	288.00
b. 2,500 to 4,999 square feet	\$	648.00
c. 5,000 to 9,999 square feet	\$	2,592.00
d. 10,000 to 24,999 square feet	\$	3,024.00
e. 25,000 to 39,999 square feet	\$	5,616.00
f. 40,000 square feet or more	\$	6,912.00
2. Tenant improvements		
a. 1 to 2,499 square feet	\$	288.00
b. 2,500 to 4,999 square feet	\$	432.00
c. 5,000 to 9,999 square feet	\$	864.00
d. 10,000 to 24,999 square feet	\$	2,016.00
e. 25,000 to 39,999 square feet	\$	3,744.00
f. 40,000 square feet or more	\$	4,608.00
3. Outside Service - Cost plus 10% and inspection fees (discretion of the Fire Marshal)		
4. Expedited services outside of normal business hours - double the normal rate.		
G. <u>Fire Suppression and Detection System Review (Deposit Fee / Minimum Fee - applied to hourly charge).</u>		
1. Fire alarm systems		
a. Automatic or manual	\$	288.00
b. Fire sprinkler monitoring	\$	144.00
c. Tenant improvement of 999 square feet or less	\$	72.00

Nevada County Consolidated Fire District
Fee Schedule for
Prevention, Regulatory Programs, Incidents and Other

d. Tenant improvement of more than 1,000 square feet	\$	144.00
2. Fire hydrant system, on-site	\$	432.00
3. On-site water storage systems	\$	216.00
4. Fire sprinkler systems		
a. New construction		
1. Less than 49 fire sprinkler heads	\$	720.00
2. 50 to 99 fire sprinkler heads	\$	864.00
3. More than 100 fire sprinkler heads	\$	1,008.00
b. Tenant improvement		
1. 1 to 999 square feet	\$	144.00
2. More than 1,000 square feet	\$	288.00
5. Hood and duct fire suppression system	\$	432.00
H. <u>Land Use Review (Deposit / Minimum Fee- applied to hourly charges)</u>		
1. 2nd Dwelling/Accessory Dwelling Unit	\$	360.00
2. Subdivisions		
a. 1 or 2 newly created parcels	\$	288.00
b. 3 or 4 newly created parcels	\$	360.00
c. 5 to 9 newly created parcels	\$	432.00
d. 10 or more newly created parcels	\$	648.00
3. Temporary roadside business		
a. Enclosed area, single use	\$	144.00
b. Enclosed area, multiple use	\$	216.00
4. Use Permit	\$	72.00
5. Site plan review	\$	72.00
6. Cannibas Administrative Development Permit	\$	288.00
I. <u>Incidents</u>		
1. Bill by Fire Recovery at their published rates		
2. OES incident response - Per CFAA guidelines and prevailing rates		
3. Investigation (hourly)		Actual Cost
J. <u>Equipment Hourly - Quoted upon request</u>		
1. Engine Company - Planned Events - (includes staffing)		
2. Water Tender - Planned Events (includes staffing)		
3. Drone Surveillance		
K. <u>Staffing - Planned Events</u>		
1. Quoted upon request		
Y. <u>Other</u>		
1. Legal Appearance		Actual Cost
2. Mechanic Shop Rate (hourly)	\$	110.00
3. Administrative (hourly)	\$	80.00
4. Credit card convenience fee paid directly to processor- the greater of:		\$3.00 or 2.65%
5. Other activities		Actual Cost

Nevada County Consolidated Fire District
Fee Schedule for
Prevention, Regulatory Programs, Incidents and Other

Z. Late Fees

1. 01-30 days past due, 10% late fee
2. 31-60 days past due, 25% late fee
3. 61 + days past due, 1% additional per month for each month or partial month, the fee remains unpaid.
4. Over 90 past due, additional fees may apply along with referral to collections, and revoking of permits if applicable.
5. Non-Sufficient Fund check - applicable late fee plus \$25 processing fee.



Nevada County Consolidated Fire District

Resolution 22-31

AB1600 Mitigation Fee Adjustment

WHEREAS, the mission of the Nevada County Consolidated Fire District (District) is to provide emergency services relating to the preservation of life and protection of property from fire, respond to medical situations necessitating immediate action, and other emergencies; and

WHEREAS, , the Board of Directors has committed to continue to provide and improve to the best of their ability, fire protection, emergency medical services, rescue, hazardous materials responses and all other services to the public as authorized pursuant to the “Fire Protection District Law of 1987” (Health and Safety Code, §13800 et seq.); and

WHEREAS, budgetary considerations have required that a Capital Fire Facilities Fee be charged against new construction and development to defray costs and mitigate the financial impact of providing additional facilities and equipment to safeguard the lives and property of those who will occupy and use the new construction and development at an acceptable level of services; and

WHEREAS, the District, pursuant to California Government Code § 66000 et seq. (AB1600), is authorized to adopt a Capital Fire Facilities Fee development impact mitigation fee schedule to defray the associated costs necessary to protect the health and safety of the general-public and preserve lives and property; and

WHEREAS, the District performed a fee study in 2016, which resulted in an updated fee structure via Ordinance 16-01, and

WHEREAS, Ordinance 16-01, section 4 provides for an annual fee adjustment effective October 1 of each year, by the change of the Western States Consumer Price Index for the prior fiscal year, and

WHEREAS, the Western States Consumer Price Index for the fiscal year from July 2021 to June 2022 was 7.05%.

NOW, THEREFORE, BE IT RESOLVED by the Board of Directors of Nevada County Consolidated Fire District to adopt an increase in the AB1600 Mitigation Fee Schedule of 7.05%, as reflected in Exhibit A, effective October 1, 2022.

PASSED AND ADOPTED by the Board of Directors as Resolution of the Nevada County Consolidated Fire District at the Regular Board Meeting held on the 15th day of September 2022 by the following roll call:



Nevada County Consolidated Fire District

Resolution 22-31

AB1600 Mitigation Fee Adjustment

Ayes:
Noes:
Absent:
Abstain:

Keith Grueneberg, President of the Board
Nevada County Consolidated Fire District

Attest:

Tricia Bush, Secretary of the Board

Exhibit A

Capital Fire Facilities Fee

per Square Foot
As of 10/1/2022

Existing Fees

Land Use	Areawide Fee	Non- Hydrant Area Surcharge
Residential Dwelling Unit	\$ 0.42	\$ 0.02
Accessory Dwelling Unit (ADU)		
-750 Sq Ft or more	\$ 0.42	\$ 0.02
-Less than 750 Sq Ft	\$ -	\$ -
Nonresidential		
Commercial	\$ 0.84	\$ 0.06
Office	\$ 0.79	\$ 0.06
Industrial	\$ 0.44	\$ 0.03
Agriculture	\$ 0.01	

Updated Fees

Land Use	Areawide Fee	Non- Hydrant Area Surcharge
7.05% Increase		
Residential Dwelling Unit	\$ 0.45	\$ 0.02
Accessory Dwelling Unit (ADU)		
-750 Sq Ft or more	\$ 0.45	\$ 0.02
-Less than 750 Sq Ft	\$ -	\$ -
Nonresidential		
Commercial	\$ 0.90	\$ 0.06
Office	\$ 0.85	\$ 0.06
Industrial	\$ 0.47	\$ 0.04
Agriculture	\$ 0.01	

Land use definitions:

- Residential - All detached and attached residential dwellings including garages, shops, covered patios.
- Accessory Dwelling Unit Secondary dwelling unit (incidental to RDU).
- Commercial - All commercial, cannabis, retail, educational and hotel / motel development
- Office - All general, professional and medical office development
- Industrial - All manufacturing and warehouse development
- Agricultural - All agricultural building development (no electrical or other power service).



Nevada County Consolidated Fire District

Resolution 22-32

Approving Renewal with Benefit Carriers for Benefit Plans through Various Providers, For the Period of December 1, 2022 to November 30, 2023

WHEREAS, the Board of Directors wishes to continue to provide access to medical health care for its employees, and;

WHEREAS, Staff has discussed the changes and specifics with a Licensed Broker, and;

NOW, THEREFORE, BE IT RESOLVED the Board of Directors of the Nevada County Consolidated Fire District resolves that the Board hereby approves the continuation and addition of medical plans through Blue Shield and Kaiser;

BE IT FURTHER RESOLVED, the Board of Directors authorizes the Fire Chief to enter into agreement with Blue Shield and Kaiser Permanente.

ON A MOTION by _____, seconded by _____ the foregoing resolution was passed and adopted this 15th day of September 2022, by the following roll call:

- Ayes:
- Noes:
- Absent:
- Abstain:

Keith Grueneberg, President of the Board
Nevada County Consolidated Fire District

Attest:

Tricia Bush, Secretary of the Board



Nevada County Consolidated Fire District

Resolution 22-33

Final Budget for the Fiscal Year 2022-23

WHEREAS, § 13895 of the California Health and Safety Code requires the adoption of an Operations Budget by the Board of Directors on or before October 1 each year at a public hearing; and

WHEREAS, management has identified the need to expend funds during Fiscal Year 2022-23 to maintain a designated level of service over and above operational expenditures; and

WHEREAS, the District currently has three designated Funds from which supplemental purchases may be taken; Fund 733 AB 1600, Fund 734 Special Tax Assessment (2012) and Fund 758 Capital Purchases (if necessary);

NOW, THEREFORE, BE IT RESOLVED that the Board of Directors of the Nevada County Consolidated Fire District hereby adopts the Final Budget for Fiscal Year 2022-23 in the amount of \$8,604,943 attached hereto as Exhibit "A", with the stipulation that all purchases comply with Resolution R16-07:

- | | |
|---------------|-------------|
| 1. Fund 722 - | \$7,068,172 |
| 2. Fund 733 - | \$ 74,803 |
| 3. Fund 734 - | \$1,011,719 |
| 4. Fund 758 - | \$ 450,249 |

PASSED AND ADOPTED by the Board of Directors as Resolution of the Nevada County Consolidated Fire District at the Regular Board Meeting held on the 15th day of September 2022 by the following roll call:

Ayes:

Noes:

Absent:

Abstain:

Keith Grueneberg, President of the Board
Nevada County Consolidated Fire District

Attest:

Tricia Bush, Secretary of the Board



Nevada County Consolidated Fire District
Final Budget for Fiscal Year 2022-23
As of September 8, 2022

Page

2	Preliminary to Final Overview of Changes
4	Operating Fund 722 Budget Recap
5	Budget Summary - Operating Fund 722
12	Budget Summary - Mitigation Fee Fund 733
13	Budget Summary - Special Tax Fund 734
14	Budget Summary - Capital Expenditure Fund 758
15	Budget Summary - Fund 758 - Station 86
16	Budget Summary - All Fund Summary

Final Budget Highlights
Fiscal Year 2022-23

Fund 722 - Operating Fund

- 4010 Current Secured Tax - 5.0% increase based on assessed values from the County
- 4020 Current Unsecured Tax - 8.0% increase based on assessed values from the County
- 4110 Special Assessment - Actuals from Willdan
- 4150 Special Tax 2012 - Actuals from Willdan
- 4690 Decrease due to change in DSI contract and Higgins
- 4510 Fire Reimbursement - no change
- 5751 Payroll reconciliation for fy 21/22
- 6011 Increase in cost of items
- 6021 FY 21/22 order
- 6213 Additional items requested and increased costs
- 6221 Additional drone training
- 6681 FY 21/22 projects
- 6776 Increase due to FY 21/22 grant items received this fiscal year
- 6786 Additional masks and calibration costs
- 6796 Certificate Renewal, bi-annual cost
- 7508 Increase for call volume
- 7561 Additional Costs
- 7563 Chief Background
- 7621 LAFCo actual costs
- 7841 JPA Expense Received

Fund 733 - Mitigation Fees

- 4820 Decrease in interest based on last year
- 6921 Purchased a new ring cutter for new metals

Fund 734 - Special Tax

- 4150 Actual numbers received from Willdan
- 4820 Decrease in interest based on last year

Fund 758 - Capital Expenditures

- 6921 Decrease due to new WT payment will start 23/24 FY

Nevada County Consolidated Fire District
 ~Operating Fund 722 Budget Recap~

	2022-23		2021-22	
	Final Budget	Preliminary Budget	Amended Budget	Through 30-Jun
Revenues				
Taxes & Assessments	7,567,051	7,291,867	7,059,043	102%
Reimbursements	106,480	133,960	211,810	167%
Other Revenue	47,740	47,740	50,740	95%
Revenue Total	7,721,271	7,473,567	7,321,593	104%
Operating Expenditures				
Wages & Benefits				
Wages	4,236,021	4,236,021	4,265,292	97%
Taxes	67,980	67,980	68,666	89%
Benefits	2,273,853	2,255,422	2,030,571	94%
Wages & Benefits Total	6,577,854	6,559,423	6,364,529	96%
Personnel Related	228,991	207,191	202,344	74%
Facility & Equipment	507,391	458,506	540,149	85%
Vehicle Related	214,532	214,532	201,567	96%
Gen & Admin	504,791	495,462	483,872	87%
Total Operating Expenditures	8,033,560	7,935,115	7,792,461	94%
Other Income & Expense	(36,000)	(36,000)		
Fund 722 Over / <under>	(348,288)	(497,548)	(470,868)	
Seasonal program funded from prior yr	-	-		
Fund 722 adjusted Over / <under>	(348,288)	(497,548)		
Beginning Cash Balance				
Revenues	2,257,545	1,716,304		
Transfer In Contingency Funds (723)	7,721,271	7,473,567		
Available Cash	10,031,816	9,242,871		
Expenditures	(8,033,560)	(7,935,115)		
Other Income & Expense	(36,000)	(36,000)		
Ending Cash Balance	1,962,257	1,271,756		
Contingency Fund (723)				
Beginning Cash Balance	1,321,729	1,321,729		
Transfer Out Operating Funds (758)	(125,000)	(125,000)		
Transfer Out Operating Funds (722)	(108,000)	(53,000)		
Ending Cash Balance	1,088,729	1,143,729		

Budget Summary for:
~Operating Fund 722~

	FY 2022-23		2021-22		
	Final Budget	Preliminary Budget	Amended Budget	Through 30-Jun	
Revenues					
<u>Taxes & Assessments</u>					
4010 Current Secured (Tax)	3,825,234	3,544,420	3,397,434	102%	5.0% increase
4011 Prior Secured (Tax)	-		-		
4020 Current Unsecured (Tax)	54,819	50,758	50,758	107%	8.0% increase
4030 Prior Unsecured (Tax)	2,296	2,296	2,296	46%	
4040 Supplemental Secured (Tax)	47,344	47,344	47,344	195%	
4050 Supplemental Unsecured (Tax)	8,598	8,598	8,598	19%	
4060 Suppl Prior Unsecured (Tax)	388	388	388	68%	
4110 NCCFD Special Assess	2,214,078	2,202,364	2,136,398	100%	3.0% increase/Actuals from Willdan
4150 Special Tax - 2012	1,001,388	1,022,791	1,002,919	99%	3.0% increase/Actuals from Willdan
4230 State - Homeowners (Tax)	24,888	24,888	24,889	101%	
4240 State Aid - Prop 172	388,019	388,019	388,019	108%	Same as prior fiscal year
4290 Other	-	0	-		
	7,567,051	7,291,867	7,059,043	102%	
<u>Reimbursements</u>					
4510 Fire Reimbursement (net)	75,000	75,000	149,850	199%	
4520 Prior Year Fire Reimbursement	-	0	-		
4540 Vehicle Repairs (Non-Tax)	5,000	5,000	7,500	40%	
4550 Cost Recovery (Non-Tax)	3,000	3,000	6,000	67%	
4690 Reimbursement - Other	23,480	50,960	48,460	100%	DSI & Higgins Contract decrease
Subtotal	106,480	133,960	211,810	167%	
<u>Other Revenue</u>					
4810 Inspections/Permits (Prevention)	7,500	7,500	7,500	82%	
4812 Plan Review (Prevention)	12,000	12,000	15,000	96%	
4820 Interest (Non-Tax)	22,000	22,000	25,000	89%	
4830 Rentals (Non-Tax)	3,240	3,240	3,240	134%	
4840 Other Current Svcs (Non-Tax)	3,000	3,000	-	0%	
4850 Sale: Surplus Equipment (net)	-	0	-	0%	
4860 Prior Year Revenue (Non-Tax)	-	0	-	0%	
4870 Other Revenue (Non-Tax)	-	0	-		
Subtotal	47,740	47,740	50,740	95%	
Revenue Total	7,721,271	7,473,567	7,321,593	104%	

Budget Summary for:
~Operating Fund 722~

	FY 2022-23		2021-22	
	Final Budget	Preliminary Budget	Amended Budget	Through 30-Jun
Wages & Benefits				
Wages (staffing level)				
5111 Chief / Division Chief (2)	322,361	(2) 322,361	371,239	(2) 98%
5113 Battalion Chief (3)	350,039	(2) 350,039	303,818	(3) 97%
5114 Prevention(2.25)	248,147	(2) 248,147	232,149	(2.25) 94%
5121 Captains (9)	875,804	(9) 875,804	867,572	(9) 98%
5122 Lieutenants (6)	467,539	(6) 467,539	439,613	(6) 99%
5123 Firefighter (12)	736,903	(12) 736,903	652,987	(12) 100%
5131 Suppl/Seasonal/Apprentic FF	157,277	157,277	178,220	(6)
5132 PCF Program	4,800	4,800	2,482	100%
5141 Clerical(2.5)	203,691	(3) 203,691	198,423	(2.5) 90%
5145 Fire Mechanic (2)	149,089	(2) 149,089	158,759	(2) 84%
5151 Overtime & ESPL	501,483	501,483	625,226	95%
5153 Additional Overtime Staffing	18,541	18,541	19,488	76%
5161 Strike Team	-	0	-	0%
5165 Strike Team Backfill	-	0	-	0%
5171 Holiday Stipend	80,199	80,199	78,028	101%
5173 Vacation Sell Back	115,648	115,648	132,788	114%
5185 Directors	4,500	4,500	4,500	58%
Subtotal	4,236,021	(38) 4,236,021	4,265,292	(44.75) 97%
Taxes				
5511 Medicare: Employer Tax	61,457	61,457	62,264	103%
5512 FICA: Employer Tax	887	887	372	85%
5521 SUI: Employer Tax	5,637	5,637	6,030	108%
Subtotal	67,980	67,980	68,666	89%
Benefits				
5711 CalPERS	1,258,282	1,258,282	1,084,698	101%
5731 Health Insurance	772,464	772,464	772,464	84%
5735 Life Insurance	14,400	14,400	14,400	86%
5751 Workers Comp Insurance	228,707	210,276	159,009	88%
Subtotal	2,273,853	2,255,422	2,030,571	94%
Wages & Benefits Total	6,577,854	6,559,423	6,364,529	96%
% of Revenue	85.2%	87.8%	86.9%	
Adjusted for seasonal reserve	83.2%	87.8%		

Classic
Safety 21.84%, Misc 15.25%
PEPRA
Safety 12.78%, Misc 7.47%
UAL \$540k
EMOD 117% & 21/22 Payroll Actuals

Budget Summary for:
 ~Operating Fund 722~

	FY 2022-23		2021-22		
	Final Budget	Preliminary Budget	Amended Budget	Through 30-Jun	
Personnel Related					
Clothing/PPE					
6011 Uniforms	35,080	31,480	26,460	79%	Increase in cost of items
6021 Personal Protective Equipment	51,500	35,000	65,000	54%	21/22 PPE Order
6031 Safety & PPE (per MOU)	32,130	32,130	32,130	96%	
Subtotal	118,710	98,610	123,590	70%	
Food / Meals					
6111 Meals - Administration	1,300	1,300	850	105%	
6113 Meals - Fire	1,000	1,000	1,000	36%	
6114 Meals - Interns	15,411	15,411	-		6 2nd half
Subtotal	17,711	17,711	1,850	68%	
Training / Fitness					
6211 Wellness	31,660	31,660	31,660	83%	
6213 Fitness	5,910	4,710	4,744	97%	Increase in cost of items
6221 Tuition/Licenses	30,500	30,000	25,000	83%	Additional training for Drone program
6232 Travel	10,000	10,000	7,500	84%	
6241 Training Materials	2,500	2,500	2,000	82%	
6246 Public Safety Training Center	1,000	1,000	1,000	0%	
6261 Mandatory Licenses	2,500	2,500	2,500	59%	
6271 Admin Training	8,500	8,500	2,500	4%	
Subtotal	92,570	90,870	76,904	79%	
Personnel Related Total	228,991	207,191	202,344	74%	

Budget Summary for:
~Operating Fund 722~

	FY 2022-23		2021-22		
	Final Budget	Preliminary Budget	Amended Budget	Through 30-Jun	
Facility & Equipment					
Communication					
6511 Telephones	19,260	19,260	18,760	98%	
6521 Cellular Phones	15,500	15,500	10,600	81%	
Subtotal	34,760	34,760	29,360	92%	
Station					
6551 Supplies & Services	24,760	24,760	20,000	102%	
Subtotal	24,760	24,760	20,000	102%	
Insurance					
6611 Liability & Umbrella	26,887	26,887	23,794	100%	
6621 Property	22,289	22,289	22,979	86%	
Subtotal	49,176	49,176	46,773	93%	
Facility Maintenance					
6681 Facility Maintenance & Imp	189,000	145,000	250,000	81%	FY 21/22 projects completed
Subtotal	189,000	145,000	250,000	81%	
Medical Supplies					
6716 EMS Supplies	18,500	18,500	18,000	95%	
Subtotal	18,500	18,500	18,000	95%	
Apparatus Equipment					
6751 Hose	22,000	22,000	22,000	97%	
6756 Ladder	1,553	1,553	1,500	0%	
6761 Suppression Equip/Small Tools	7,500	7,500	7,500	91%	
6766 Power Tools	7,902	7,902	16,800	53%	
6771 Pumps	4,337	4,337	3,830	130%	
6776 Mobile Communication	7,685	5,800	4,300	100%	District share of FY 21/22 grant
6781 Technical Rescue Equipment	13,000	13,000	13,000	91%	
6786 SCBA's	10,500	8,500	8,500	70%	Additional masks and calibration costs
6791 Small Tools	-	0	-		
6796 Drone	1,412	412	1,912	0%	Certificate Renewal, Bi-annual
6798 Utility Terrain Vehicle	1,500	1,500	3,220		
Subtotal	77,389	72,504	82,562	81%	

Budget Summary for:
~Operating Fund 722~

	FY 2022-23		2021-22	
	Final Budget	Preliminary Budget	Amended Budget	Through 30-Jun
Utilities				
6811 Alarm	1,500	1,500	1,500	88%
6821 Electricity / Gas (PGE)	56,170	56,170	50,391	103%
6831 Propane	13,924	13,924	12,432	96%
6841 Trash	3,600	3,600	3,600	87%
6851 Water / Sewer	11,487	11,487	8,731	100%
Subtotal	86,681	86,681	76,654	100%
Capital Expenditures				
6911 Station	-	0	7,800	
6921 Equipment	-	0	6,000	4%
6931 Vehicle	-	0	-	
6941 Admin	27,125	27,125	3,000	175%
6951 Other	-	0	-	
Subtotal	27,125	27,125	16,800	32%
Facility & Equipment Total	507,391	458,506	540,149	85%
Vehicle Related				
Insurance				
7001 Vehicle Insurance	10,085	10,085	12,225	106%
Subtotal	10,085	10,085	12,225	106%
Maintenance				
7048 All categories	111,000	111,000	107,342	90%
Subtotal	111,000	111,000	107,342	90%
Fuel				
7051 Fuel	93,447	93,447	82,000	101%
Subtotal	93,447	93,447	82,000	101%
Vehicle Related Total	214,532	214,532	201,567	96%

Budget Summary for:
 ~Operating Fund 722~

	FY 2022-23		2021-22		
	Final Budget	Preliminary Budget	Amended Budget	Through 30-Jun	
Gen & Admin					
Office Expense					
7502 Administration	4,500	4,500	7,000	53%	
7506 Board	1,000	1,000	500	110%	
7508 Computers	86,233	81,583	90,000	90%	Increase for call volume
7509 Copier	1,200	1,200	1,500	69%	
7511 Memberships	16,190	16,190	15,655	76%	CSDA & CSFA Memberships
7516 Mileage Reimbursement	100	100	-	0%	
7521 Postage & Delivery	1,100	1,100	1,900	67%	
7531 Other	-	-	-		
Subtotal	110,323	105,673	116,555	83%	
Professional Services					
7551 Accounting	12,880	12,880	12,880	97%	
7556 Computer	14,980	14,980	14,850	73%	
7561 Consultants	10,000	7,500	7,500	97%	Additional Costs
7563 Hiring	11,380	9,380	25,000	54%	Chief Background
7566 Legal	46,675	46,675	41,675	55%	Negotiations included
7571 Medical Director	6,600	6,600	6,600	100%	
Subtotal	102,515	98,015	108,505	68%	
Publications					
7591 Legal Notices	600	600	600	105%	
7596 Marketing/Advertising	500	500	500	0%	
Subtotal	1,100	1,100	1,100	57%	
Special District					
7611 Election	30,000	30,000	-		
7621 LAFCo Budget Share	6,663	6,346	6,072	101%	
7631 Nevada County Fees	89,228	89,228	85,557	100%	
7641 Other	-	-	-		
Subtotal	125,891	125,574	91,629	100%	

Budget Summary for:
~Operating Fund 722~

	FY 2022-23		2021-22	
	Final Budget	Preliminary Budget	Amended Budget	Through 30-Jun
<u>Prevention</u>				
7651 Code purchases	1,800	1,800	1,800	98%
7653 Investigation supplies	4,300	4,300	4,300	88%
7657 Inspection supplies	1,500	1,500	1,500	41%
7661 Professional Svcs/Plan checks	2,500	2,500	2,500	8%
7663 Public Education supplies	3,100	3,100	4,000	106%
7665 Subscriptions/Memberships	1,400	1,400	3,000	59%
7667 Training	6,000	6,000	9,000	85%
7669 Other	1,500	1,500	3,500	55%
Subtotal	22,100	22,100	29,600	74%
<u>JPA</u>				
7831 Dispatch Charges	130,000	130,000	125,000	101%
7841 JPA Expense Allocation	12,862	13,000	11,483	100%
Subtotal	142,862	143,000	136,483	101%
Gen & Admin Total	504,791	495,462	483,872	87%
Total Operating Expenditures	8,033,560	7,935,115	7,792,461	94%
<u>Other Income & Expense</u>				
9101 Grant Expense	(36,000)	(36,000)		89 Generator Grant
Fund 722 Over / <under>	(348,288)	(497,548)	(470,868)	
Note: Cost of seasonal program	157,277			

Budget Summary for:
~Mitigation Fee Fund 733~

	FY22-23		2021-2022	
	Final Budget	Preliminary Budget	Amended Budget	Through 30-Jun
Revenues				
4160 Mitigation Fees	100,412	100,412	85,000	99%
4820 Interest	1,200	1,500	1,500	67% decreased on last years numbers
Revenue Total	101,612	101,912	86,500	110%
Expenses				
6911 Structure & Improvements	-	-	0	100%
6921 Equipment	51,803	49,498	99,996	99%
7561 Consultants	23,000	23,000		
Expense Total	74,803	72,498	99,996	99%
Fund 733 Over / <under>	26,809	29,414	(13,496)	
Beginning Cash	97,900	106,660	0	
Fund 733 Over / <under>	26,809	29,414	0	
Ending Cash	124,709	136,074	0	

Detail

Acct Description	Amount
6921 E 86 payments	49,498
Ring Cutter	2,305
7561 Consultant	23,000
Nexus Study	

Budget Summary for:
~Special Tax Fund 734~

	FY 2022-23		2021-22	
	Final Budget	Preliminary Budget	Amended Budget	Through 30-Jun
Revenues				
4150 Special Tax 2012	1,010,219	1,033,123	1,011,029	99% Acutual numbers from Willdan
4820 Interest	1,500	0	2,000	83% Decrease based on 1st years numb
Revenue Total	1,011,719	1,033,123	1,013,029	99%
Expenses				
7631 Special District Fees	10,331	10,331	10,110	81%
Expense Total	10,331	10,331	10,110	81%
Fund 734 Over / <under>	1,001,388	1,022,791	1,002,919	
Beginning Cash	58,037			
Fund 734 Over / <under>	1,001,388			
Transfer Out	(1,001,388)			
Ending Cash	58,037			

Budget Summary for:
~Capital Expenditure Fund 758~

	FY 2022-23		2021-22	
	Final Budget	Preliminary Budget	Amended Budget	Through 30-Jun
Revenues				
4820 Interest	-	-	0	100%
4830 Equipment Rental	-	-	0	
4850 Sale of Surplus Property	60,000	60,000	25,000	83%
Revenue Total	60,000	60,000	25,000	213%
Expenses				
6911 Station	8,000	8,000	0	
6921 Equipment	151,249	191,249	320,048	81% New WT Payment will start 23/24 FY
6931 Vehicles	65,000	65,000	65,000	64%
7561 Consultants	6,000	6,000	0	
Expense Total	230,249	270,249	385,048	78%
Fund 758 Over / <under>	(170,249)	(210,249)	(360,048)	
Beginning Cash	320,892	320,892		
Transfer in from 723	125,000	125,000		
Fund 758 Over / <under>	(170,249)	(210,249)		
Ending Cash	275,643	235,643		

Budget Summary for:
~Capital Expenditure Fund 758~

FY 2022-23

Final	Preliminary
Budget	Budget

Beginning Cash	426,000	426,000
-----------------------	---------	---------

Expenses

1008-5 Station 86		220,000	220,000
Siding	100,000		
Additional Bathroom	25,000		
Remodel Kitchen	50,000		
New Door	5,000		
Ceiling Walls	15,000		
HVAC System	25,000		

Expense Total		220,000	220,000
----------------------	--	---------	---------

Fund 758 Over / <under>		206,000	206,000
--------------------------------------	--	---------	---------

Beginning Cash		426,000	426,000
Fund 758 Over / <under>		206,000	206,000
Ending Cash		220,000	220,000

Budget Summary for:
~All Fund Summary~
FY 2022-23

10% Contingency

	722 Operating	723 Contingency	733 AB1600	734 Spec Tax	758 Capital	758 Station 86	Total
Beginning Balance	2,257,545	1,321,729	106,660	58,037	320,892	426,000	4,490,863
Receipts	6,719,884		101,612	1,011,719	60,000		7,893,215
Special Tax	1,001,388			(1,001,388)			-
Expenditures	(8,033,560)		(74,803)	(10,331)	(230,249)	(220,000)	(8,568,943)
Change for Fiscal Year	(312,288)	-	26,809	(0)	(170,249)	(220,000)	(675,728)
Other Income & Expense	(36,000)						(36,000)
Transfers							
Contingency	53,000	(53,000)					-
Equipment Fund		(125,000)			125,000		-
Ending Balance	1,962,257	1,143,729	133,469	58,037	275,643	206,000	3,779,135

*** 10% of Revenues is: \$ 772,127**



NCCFD CHIEFS' MONTHLY REPORT

To: NCCFD Board of Directors
From: Jim Turner, Fire Chief
Pat Sullivan, Division of Operations Chief
Date: September 15, 2022

SUPPRESSION

255 calls for service
1 Structure Fire
2 Vehicle Fires
7 Vegetation Fires
Strike Team / Overhead assignments
McKinney (Siskiyou)
6 Rivers (Humboldt/Trinity)
Pleasant (Nevada)
Rum Creek (Medford, Oregon BLM)

Training:

International Association of Fire Chief Conference - Sullivan

ADMINISTRATION

Nevada County Fire Chiefs Meeting - Turner & Sullivan
Yuba River Cohorts Meeting – Sullivan
Wildfire Workshop with University of Idaho & SJSU - Sullivan
OES Winter Storm Recovery - Sullivan & Long
County CEO Meeting -Turner
Rough and Ready, Penn Valley, and Grass Valley Fire - Turner & Sullivan
-Rough & Ready FD (RAR) call volume statistics

FIRE PREVENTION

Meetings and Training attended by Division Chief Patrick Mason:

Provided fire extinguisher training to the night drivers for Nevada County Transit – 18 People

Station 88 crew walked the Ponderosa Pines MHP with their safety committee to discuss best practices in the event of an evacuation.



NCCFD CHIEFS' MONTHLY REPORT

- The hazardous vegetation ordinance recommendations are out to target stakeholders in the community and all the local fire districts for review and comment.
- Chief Turner and Fire Marshal Mason met with the OES Director Craig Griesbach and finalized the MOU between the County of Nevada and NCCFD for oversight of the Defensible Space Inspector program.
- Chief Turner and Fire Marshal Mason met with the Nevada County CEO Allison Lehman and Assistant CEO Caleb Dardick to discuss the ½ cent sales tax proposal.
- Fire Marshal Mason attended a TEAMS meeting with county OES staff to discuss the California Disaster Airlift Response Team (Cal-DART) program. <https://youtu.be/otiRmMckMV8>

Comments:

- Performed a final inspection of an aircraft hangar at the Nevada County Airport. There's one remaining location left on the property for an aircraft hangar.
- Performed a final inspection of a 7,000 gallon water storage system in the area of Red Dog Road and Jones Ridge Road.
- Placed 3 more 40 - yard green waste bins in the community for a total of 16.
- The Deputy Fire Marshal position has been posted and the application period closes on September 15th, 2022.

Rough and Ready Fire District stats for the time period of 7/15 to 9/2:

Rough and Ready responded to 55 calls:

- 16 in own jurisdiction
- 15 in NCC jurisdiction
- 24 in PNV jurisdiction

There were 17 calls in Rough and Ready jurisdiction:

- 9 Medical
- 4 Public Assist
- 2 Vegetation Fire
- 1 Traffic Collision
- 1 Debris Fire

Agency responses into Rough and Ready's jurisdiction include:

- 12 incidents where PNV responded
 - 5 = Medic response (auto aid to SNA)
 - 2 = Duty & Medic response
 - 1 = Duty & Engine response
 - 1 = Engine response
 - 3 = Engine & Medic response
- 2 incidents where GRS responded
 - 1 = Vegetation Fire on E Digger Hill
 - 1 = Debris Fire on Dixon Hill (where NCC goes auto-aid to RAR)
- 2 incidents where NCC responded
 - 1 = Vegetation Fire on E Digger Hill
 - 1 = Debris Fire on Dixon Hill (where NCC goes auto-aid to RAR)

In Rough and Ready jurisdiction, there were 16 calls while RAR was staffed, and 4 calls while RAR was down staffed:

- Penn Valley was the only agency to respond when Rough and Ready was down staffed
 - 3 of the 4 incidents
 - All were Engine & Medic calls
 - The first incident on 7/15 was handled by E5960
- All other responses indicated earlier were when RAR was staffed

In reference to Response Area A8/A8A (87's area):

- RAR responded to 13 incidents that called for a single-engine response
 - Negated the need for a GRS engine to respond on behalf of NCC
- RAR responded to 2 incidents that called for a two-engine response
 - Negated the need for a second GRS engine to respond on behalf of NCC
- There were 6 incidents that occurred while RAR was down staffed where RAR would have normally been recommended to respond to these areas
 - 4 were single-engine responses
 - 2 were multi-engine responses

Custom ▾ Aug 1, 2022 - Aug 31, 2022 ▾

05:46

MM:SS
Average First Apparatus Travel Time

12:25

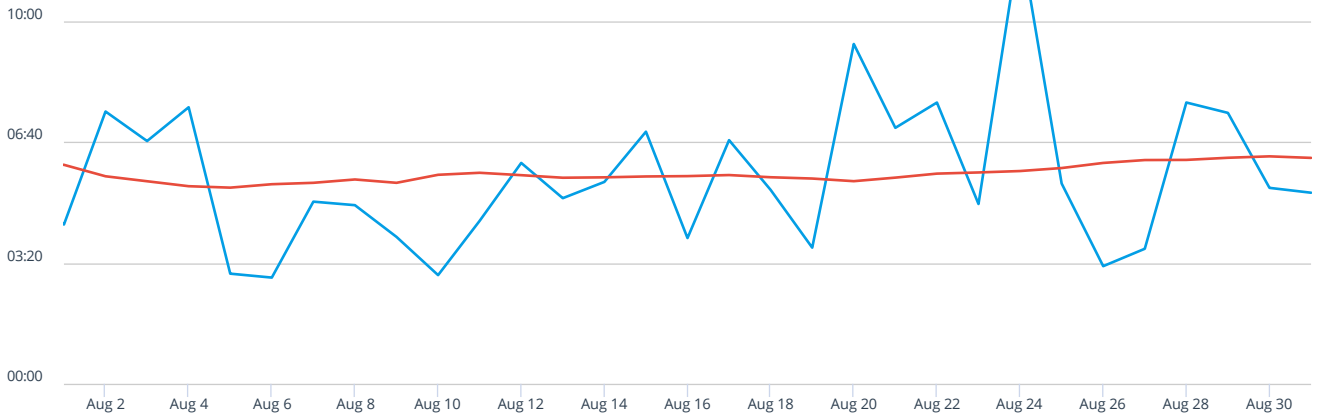
MM:SS
90th Percentile First Apparatus Travel Time

31

DAYS
In Selected Time Slice

219

INCIDENTS
In Selected Time Slice



Counts % Rows % Columns % All

Week Ending	8/7/22	8/14/22	8/21/22	8/28/22	9/4/22	9/11/22	9/18/22	9/25/22	10/2/22	10/9/22	10/16/22	10/23/22	10/30/22	Total
00:00 - 03:59	24	28	23	14	6									95
04:00 - 07:59	15	25	15	21	9									85
08:00 - 11:59		4	4	3	3									14
12:00 - 15:59	3	3	7	3	2									18
16:00 - 29:59	2		3	1										6
30:00 - 1:29:59				1										1
Total	44	60	52	43	20									219
Exceptions														36

Custom ▾ Aug 1, 2022 - Aug 31, 2022 ▾

38%

FIRE
Percentage of Total Incidents

61%

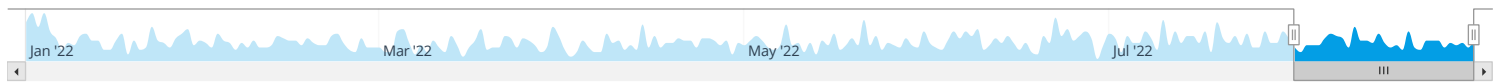
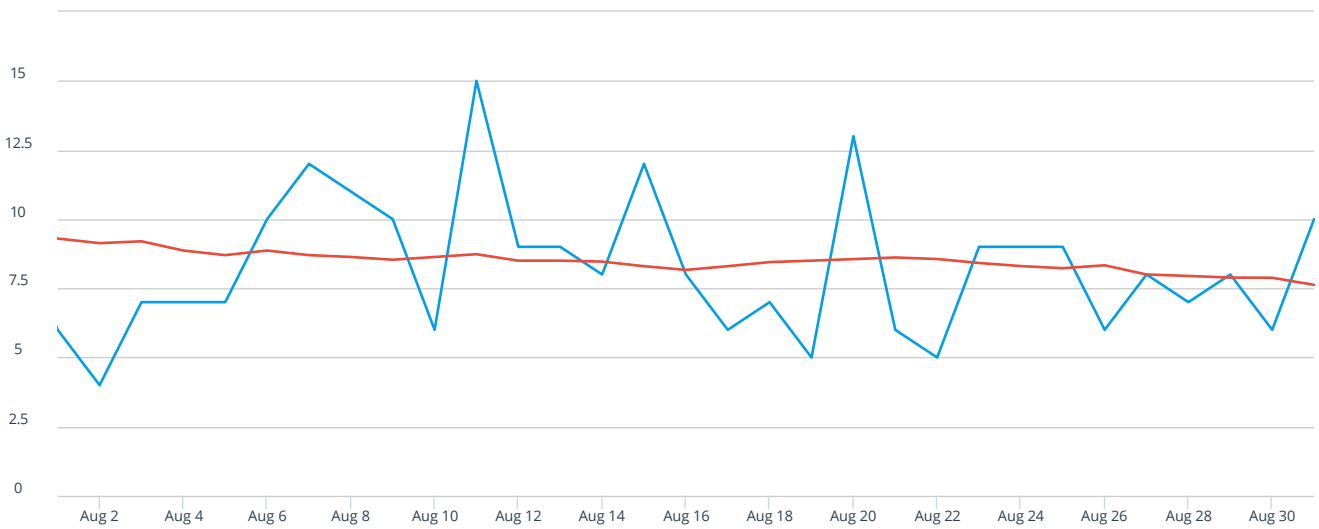
EMS
Percentage of Total Incidents

255

INCIDENTS
In Selected Time Slice

31

DAYS
In Selected Time Slice



	Counts	% Rows	% Columns	% All										
Week Ending	8/7/22	8/14/22	8/21/22	8/28/22	9/4/22	9/11/22	9/18/22	9/25/22	10/2/22	10/9/22	10/16/22	10/23/22	10/30/22	Total
(11) Structure Fire	1													1
(13) Mobile property (vehicle) fire		1		1										2
(14) Natural vegetation fire			4	2										6
(15) Outside rubbish fire		1												1
(25) Excessive heat, scorch burns with no ignition		1												1
(31) Medical assist	9	7	11	7	6									40
(32) Emergency medical service (EMS) incident	22	33	26	20	14									115
(33) Lock-In		1												1
(35) Extrication, rescue			1											1
(36) Water or ice-related rescue		1												1
(38) Rescue or EMS standby				1										1
(41) Combustible/f... spills & leaks		1	1	1										3
(44) Electrical wiring/equipm. problem			1	1										2
(46) Accident, potential accident	1	1		3	1									6
(48) Attempted burning, illegal action				2										2

Week Ending	8/7/22	8/14/22	8/21/22	8/28/22	9/4/22	9/11/22	9/18/22	9/25/22	10/2/22	10/9/22	10/16/22	10/23/22	10/30/22	Total
(53) Smoke, odor problem		1												1
(55) Public service assistance	9	14	7	5										35
(56) Unauthorized burning				1										1
(60) Good intent call, other	2													2
(61) Dispatched and canceled en route	7	4	2	6	2									21
(62) Wrong location, no emergency found	1	1	3	1										6
(73) System or detector malfunction						1								1
(74) Unintentional system/detect... operation (no fire)		1		2										3
(91) Citizen complaint	1													1
NULL			1											1
Total	53	68	57	53	24									255



10.

Closed Session